

RURAL DEVELOPMENT PROGRAMME 2007 – 2013

FINANCIAL EXECUTION 2014



Rural Development Programme 2007-2013 Financial Execution 2013

☞	The Malta Rural Development Programme 2007 – 2013 and the expenditure up to the end of March 2014
☞	Disbursement of funds during 2014
☞	Rural Development Programme Commitments



The Malta Rural Development Programme 2007 – 2013 and the expenditure up to the end of March 2014



Malta's Rural Development Plan 2007 – 2013 was approved by the European Commission during 2008.

The approved value of the programme is €77,653,355.

The programme is financed under the European Agricultural Fund for Rural Development.

The annual commitments were set as follows:

Year	EAFRD Contribution
	€
2007	12,434,359
2008	11,527,788
2009	11,256,597
2010	10,964,212
2011	10,347,884
2012	10,459,190
2013	10,663,325
Total	77,653,355

Malta is obliged to contribute to this programme. The share that are funded out of the National coffers amounts to: €23,957,785.



After adopting the Rural Development Programme, the European Commission provided Malta with the 7% pre-financing, as specified in Article 25 of Council Regulation (EC) No 1290/2005 on the financing of the Common Agricultural Policy.

The amount of pre-financing was €5,364,334.84.



Malta initiated its expenditure under the programme in July 2009.

From then on, Malta succeeded in executing payments that exceed the annual commitments set in its Rural Development Programme.

The total amount that Malta has claimed from the EU Commission up to the end of March 2014 is €52,011,535. This is equivalent to 67 % of the total approved allocation.

When we add the amount of pre-financing Malta will have received a total of €57,375,870.

The remaining balance that Malta has still to declare amounts to €20,277,485.



The table hereunder shows the annual disbursement:

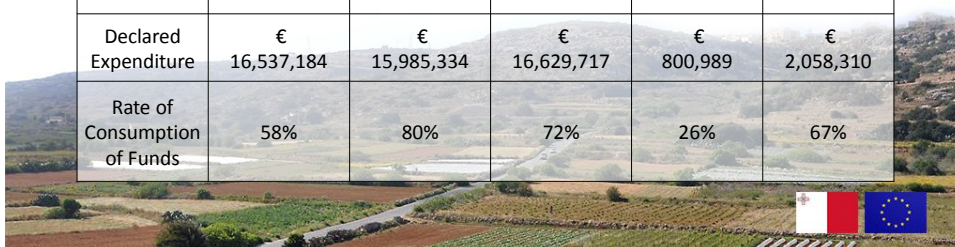
YEAR	EAFRD EXPENDITURE (€)	PUBLIC EXPENDITURE (€)
2009	5,295,216	6,693,461
2010	15,985,013	21,025,334
2011	9,963,803	13,099,041
2012	10,492,273	13,696,331
2013	9,747,542	12,753,235
2014	527,688	696,450
TOTAL	52,011,535	67,963,853



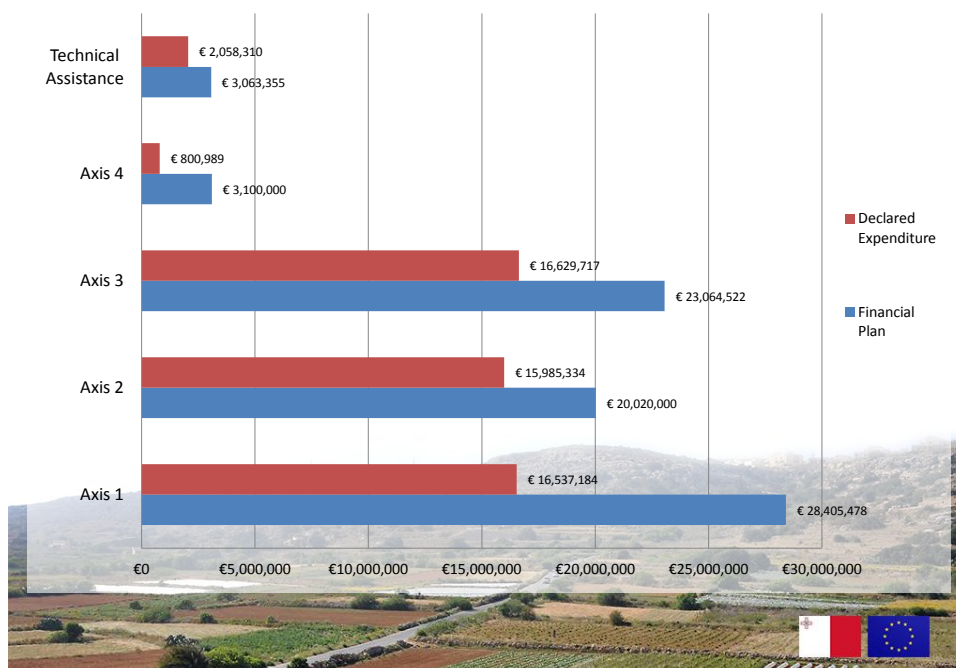
The allocations under the Rural Development Programme are divided into 4 Axes and an amount has been reserved for Technical Assistance.

The following is a table showing how the allocation has been divided among the axes and the declared expenditure up to end of Quarter 1 of 2014:

	Axis 1	Axis 2	Axis 3	Axis 4	Technical Assistance
Financial Plan	€ 28,405,478	€ 20,020,000	€ 23,064,522	€ 3,100,000	€ 3,063,355
Declared Expenditure	€ 16,537,184	€ 15,985,334	€ 16,629,717	€ 800,989	€ 2,058,310
Rate of Consumption of Funds	58%	80%	72%	26%	67%



EAFRD Expenditure per Axis



Each Axis is subdivided into Measures.

The following is a breakdown of the approved allocations and related expenditure per measure:

Measure	Financial Plan	Declared Expenditure
	€	€
111	458,250	220,170
114	150,000	20,400
115	75,000	54,545
121	17,552,228	12,209,069
123	4,768,804	2,107,258
124	750,000	172,047
125	3,900,000	1,661,223
132	8,696	1,248
142	742,500	91,224
212	12,400,000	11,226,289
214	7,620,000	4,759,045
313	10,931,517	7,105,041
323	11,901,677	9,293,348
341	231,329	231,328
410	2,348,000	390,267
421	132,000	-
431	620,000	410,722
Technical Assistance	3,063,355	2,058,310
Total	77,653,355	52,011,535

Disbursement of funds during 2014



Though the expenditure to date seems to be rather low, the disbursement of claims is gaining momentum. According to the plans prepared by the Agriculture and Rural Payments Agency there is no risk of decommitment of EU funds during 2014.

2012 Commitment	€10,459,190
Total expenditure up to end of Q1-2014	€845,030
Balance that must be disbursed by end of 2014	€9,614,160
Forecasted expenditure up to end of 2014	€9,816,189
Amount in excess of the 2012 commitment	€202,029



Rural Development Programme Commitments



During 2013 the Commission approved transfer of funds within the Rural Development Programme as follows:

- €1,300,000 from Measure 114 to Measure 121
- €2,223,808 from Measure 323 to Measure 121
- €10,162 from Measure 341 to Measure 121


Therefore, Measure 121 has been topped up by €3,533,970.

- €1,000,000 from Measure 214 to Measure 212.



Almost 96% of the funds allocated under Malta's Rural Development Programme 2007-2013 are committed. The following are the commitments per axis:

Rural Development Measure		Commitments			Rate of consumption
- Indicative Budget -		Declared EAFRD Expenditure (up to 31 March 2014)	Pending Commitments (EU funds)	Uncommitted funds (EU funds)	
Axis	EAFRD Contribution				
	€	€	€	€	
Axis 1	28,405,478	16,537,184	9,669,264	2,199,030	92.26%
Axis 2	20,020,000	15,985,334	4,034,666	0	100.00%
Axis 3	23,064,523	16,629,717	6,015,008	419,797	98.18%
Axis 4	3,100,000	800,989	2,299,011	0	100.00%
Technical Assistance	3,063,355	2,058,310	787,978	217,067	92.91%
Total	77,653,355	52,011,535	22,805,926	2,835,895	96.35%



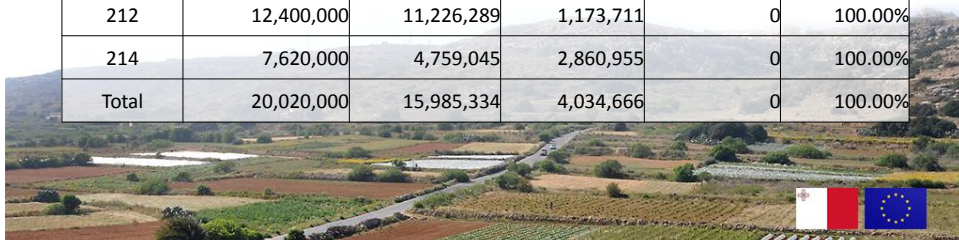
Axis 1 Measures

Rural Development Measure		Commitments			Rate of consumption of funds
- Indicative Budget -		Declared EAFRD Expenditure (up to 31 March 2014)	Pending Commitments (EU funds)	Uncommitted funds (EU funds)	
Measure	EAFRD Contribution				
	€	€	€	€	
111	458,250	220,170	238,080	0	100.00%
114	150,000	20,400	20,976	108,624	27.58%
115	75,000	54,545	20,380	75	99.90%
121	17,552,228	12,209,069	4,636,156	707,002	95.97%
123	4,768,804	2,107,258	2,062,181	599,365	87.43%
124	750,000	172,047	163,687	414,266	44.76%
125	3,900,000	1,661,223	2,228,092	10,685	99.73%
132	8,696	1,248	7,122	326	96.25%
142	742,500	91,224	292,589	358,688	51.69%
Total	28,405,478	16,537,184	9,669,264	2,199,030	92.26%



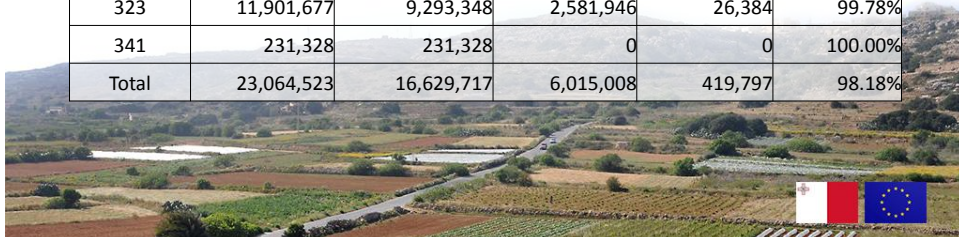
Axis 2 Measures

Rural Development Measure		Commitments			Rate of consumption of funds
- Indicative Budget -		Declared EAFRD Expenditure (up to 31 March 2014)	Pending Commitments (EU funds)	Uncommitted funds (EU funds)	
Measure	EAFRD Contribution				
	€	€	€	€	
212	12,400,000	11,226,289	1,173,711	0	100.00%
214	7,620,000	4,759,045	2,860,955	0	100.00%
Total	20,020,000	15,985,334	4,034,666	0	100.00%



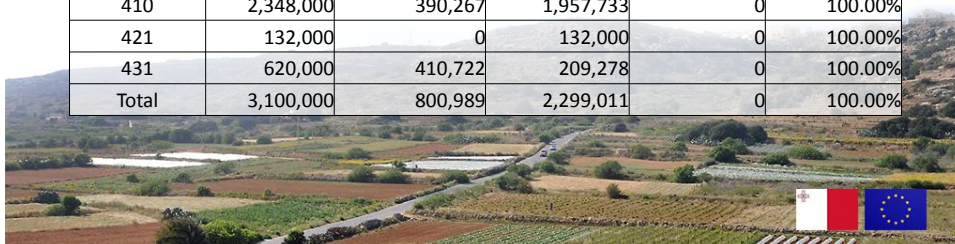
Axis 3 Measures

Rural Development Measure		Commitments			Rate of consumption of funds
- Indicative Budget -		Declared EAFRD Expenditure (up to 31 March 2014)	Pending Commitments (EU funds)	Uncommitted funds (EU funds)	
Measure	EAFRD Contribution				
	€	€	€	€	
313	10,931,517	7,105,041	3,433,062	393,413	96.40%
323	11,901,677	9,293,348	2,581,946	26,384	99.78%
341	231,328	231,328	0	0	100.00%
Total	23,064,523	16,629,717	6,015,008	419,797	98.18%



Axis 4 Measures

Rural Development Measure		Commitments			Rate of consumption of funds
- Indicative Budget -		Declared EAFRD Expenditure (up to 31 March 2014)	Pending Commitments (EU funds)	Uncommitted funds (EU funds)	
Measure	EAFRD Contribution				
	€	€	€	€	
410	2,348,000	390,267	1,957,733	0	100.00%
421	132,000	0	132,000	0	100.00%
431	620,000	410,722	209,278	0	100.00%
Total	3,100,000	800,989	2,299,011	0	100.00%



Technical Assistance

Rural Development Measure		Commitments			Rate of consumption of funds
- Indicative Budget -		Declared EAFRD Expenditure (up to 31 March 2014)	Pending Commitments (EU funds)	Uncommitted funds (EU funds)	
Measure	EAFRD Contribution				
	€	€	€	€	
Technical Assistance	3,063,355	2,058,310	787,978	217,067	92.91%



Thank You

