



EUROPEAN COMMISSION  
Neighbourhood and Enlargement Negotiations

## Final report for ENPI CBC programmes 2007-2013

Cumulative financial tables for the entire programme duration

Name of programme:

*Note : Please feel free to adapt the tables where necessary, in particular to reflect programme specificities on the financing sources. In some cases, basic formulas are already included.*

BA

BA

# FINANCIAL PART OF THE ANNUAL PROGRESS REPORT FOR THE YEARS 2008-2018

## ENPI CBC Mediterranean Sea Basin

### 1. DECLARATION OF REVENUE AND EXPENDITURE

all amounts in EUR

Pursuant to Article 28.2(c) of the Commission Regulation (EC) No 951/2007 of 9 August 2007 laying down implementing rules for cross-border cooperation programmes financed under Regulation (EC) No 1638/2006 of the European Parliament and of the Council laying down general provisions establishing a European Neighbourhood and Partnership Instrument, I, the undersigned, Anna Maria Catte, acting as the Head of the Joint Managing Authority for the ENPI CBC Mediterranean Sea Basin Programme, hereby give assurance that the management and control systems set up for the programme in the course of the previous year continue to comply with the model approved by the Commission and that they have operated in such a way as to warrant a reasonable degree of confidence in the correctness of the financial report and in the legality and regularity of the transactions to which it relates.

In addition, I hereby declare the following.

1) The revenue and expenditure of the programme with regard to EU funds for the years 2017-2018 is as follows. The balance corresponds to the aggregated amount of EU funds deposited on the programme's accounts, as certified by the attached bank statements.

**REVENUE - current reporting period** 177.317.741,63

Payments from the European Commission	174.177.300,37
Amount recovered from projects	694.355,60
Other revenue from projects (penalties, interest on recoveries, etc.)	325,93
Revenue from Technical Assistance (recoveries, penalties, interest on recoveries, etc.) Notice that it includes € 247.979,56 reimbursed by the Fiscal Agency for the "withholding tax" expenditures incurred and reported from 2009 to 2013	269.065,00
Gross Interest on prefinancing (includes € 247.979,56 reported in "Other costs" from AFR 2009 to 2013 as "withholding tax" expenditures)	2.176.694,73

**EXPENDITURE - current reporting period** 174.874.847,37

Amount paid on projects	154.891.493,21
Amount paid on Technical Assistance	19.983.354,17

**BALANCE on Starting programming period** 0,00

**BALANCE** 2.442.894,26

Balance of the ENPI bank account on 15 June 2018	10.020.216,29
(A) Balance of Aqaba BO bank account on 31 May 2018	37,20
(A.1) Not eligible expenditures incurred by Aqaba BO in 2011, 2012, 2013, 2014 and 2015 to be recovered	133,65
(A.2) Eligible expenditures reported by Aqaba BO in 2017-2018 to be reimbursed to AZEZA	110.709,53
(B) Amount of TA expenditures advanced by the Sardinia Region for 2014 and for 2015 (JMA travel costs for permanent staff excluded) for 2016 and 2017-2018 to be reimbursed	6.877.684,78

(C) Amount of TA expenditures advanced by the Comunitat Valenciana for 2015, 2016 and 2017-2018 to be reimbursed

393,746,80

65

(D) Not eligible expenditures incurred by JMA in 2013 to be recovered

72,37

9

(D.1) TA Eligible expenditures incurred by JMA to be issued and paid after the cut off date

195,284,72

(E) Difference due to an overestimation of ineligible costs at programme level (likely for the indirect costs calculated on adjustments of direct costs reported in previous years, etc.)

142,742

**RECONCILIATION OF THE BALANCE**

**2.442.894,26**

2) The financial contributions from participating countries at the programme level for the years 2008-2018 are as follows:

0,00

3) The EU contribution to projects at the level of commitments and accepted expenditure does not exceed 90%.


EU contribution to projects (grant amount)

89,07%

EU contribution to accepted expenditure

89,04%

signature:



date:

04/08/2018

**PROTOM GROUP S.p.A.**  
Foro Buonaparte, n°70  
20121 MILANO  
P.IVA 06477661216



CB

9

Name of programme: ENPI CBC Mediterranean Sea Basin

Financial table No 1

EXPENDITURE PLANNED AND PAID				
Amounts planned		Amounts paid		
PROJECTS				Absorption rate (%)
Priority 1, total	66.643.322,40	Priority 1, total	55.232.569,42	82,36%
• Priority 1 - Measure 1.1	N/A	• Priority 1 - Measure 1.1	14.301.244,15	N/A
• Priority 1 - Measure 1.2	N/A	• Priority 1 - Measure 1.2	28.526.069,64	N/A
• Priority 1 - Measure 1.3	N/A	• Priority 1 - Measure 1.3	12.405.255,63	N/A
Priority 2, total	73.091.715,55	Priority 2, total	65.042.364,91	88,99%
• Priority 2 - Measure 2.1	N/A	• Priority 2 - Measure 2.1	29.111.624,54	N/A
• Priority 2 - Measure 2.2	N/A	• Priority 2 - Measure 2.2	15.830.887,75	N/A
• Priority 2 - Measure 2.3	N/A	• Priority 2 - Measure 2.3	20.099.852,62	N/A
Priority 3, total	6.531.656,75	Priority 3, total	5.246.266,27	80,32%
• Priority 3 - Measure 3.1	N/A	• Priority 3 - Measure 3.1	1.335.458,35	N/A
• Priority 3 - Measure 3.2	N/A	• Priority 3 - Measure 3.2	3.910.807,92	N/A
Priority 4, total	34.232.572,98	Priority 4, total	29.370.292,61	85,80%
• Priority 4 - Measure 4.1	N/A	• Priority 4 - Measure 4.1	8.289.666,93	N/A
• Priority 4 - Measure 4.2	N/A	• Priority 4 - Measure 4.2	4.529.756,50	N/A
• Priority 4 - Measure 4.3	N/A	• Priority 4 - Measure 4.3	16.550.869,18	N/A
<b>Total planned</b>	<b>180.499.267,68</b>	<b>Total paid</b>	<b>154.891.493,21</b>	<b>85,81%</b>
TECHNICAL ASSISTANCE				
Amount used for 2007-2013 period	17.480.732,32	Amount used for 2007-2013 period	18.111.720,63	103,61%
Amount used for the preparatory actions of 2014-2020 period	2.020.000,00	Amount used for the preparatory actions of 2014-2020 period	1.871.633,54	92,66%
<b>Total</b>	<b>19.500.732,32</b>	<b>Total</b>	<b>19.983.354,17</b>	

Financial table No 2

RECONCILIATION WITH AMOUNTS PLANNED IN THE JOP						
	PROJECTS			TECHNICAL ASSISTANCE		
	Planned according to the JOP, EUR	Absorption at the end of the programme, EUR	Absorption rate (%)	Planned according to the JOP, EUR	Absorption at the end of the programme, EUR	Absorption rate (%)
EU commitments	180.499.267,68	153.526.508,08	85,06%	19.500.732,32	19.983.354,17	102,47%
National Project co-financing	20.055.474,00	18.896.428,45	94,22%	0	0	#DIV/0!
Programme's commitments (EU funds) (1)	180.499.267,68	180.448.165,83	99,97%	19.500.732,32	19.983.354,17	102,47%
Programme's payments (EU funds)	180.499.267,68	154.891.493,21	85,81%	19.500.732,32	19.983.354,17	102,47%
FINAL COFINANCING RATE	12,20%					
FINAL TECHNICAL ASSISTANCE RATE				102,47%		

(1) The "planned amount" is the same that the line "EU commitment", but the "actual amount" needs to correspond to the amount included in the contracts signed with project beneficiaries or TA contractors

Financial table No 3

ADDITIONAL REVENUE AND EXPENDITURE IN THE	
Other revenue from projects (penalties, interest on recoveries, etc)	694.681,53

AS


CB

Q

Revenue from Technical Assistance	269.065,00
Interest on pre-financing	1.928.715,17
<b>Total additional revenue</b>	<b>2.892.461,70</b>
Additional expenditure not covered by technical assistance (e.g. staff cost from bodies hosting MA covered by the Member State) (please describe the type of expenditure)	Staff cost covered by the Region of Sardinia for staff dedicated to the Programme (60%) 4.449.659,49
<b>Excess or deficit (additional revenue - additional expenditure)</b>	<b>-1.557.197,79</b>

Signature:

Approval date:

  
26/07/2011

**PROTOM GROUP S.p.a.**  
Foro Buonaparte, n°70  
20121 MILANO  
P.IVA 06477661216



Name of programme: ENPI CBC Mediterranean Sea Basin

Financial table No 5A

TECHNICAL ASSISTANCE						
Budget Category	Programme body, if relevant	Amount planned (EUR)	Amount paid (EUR)	Amount planned(EUR) (EU share)	Amount paid (EUR) (EU share)	Absorption rate, %
STAFF	JMA - JTS - BO Aqaba -BO Valencia	10.657.097,94	10.750.026,78	10.657.097,94	10.750.026,78	100,87%
TRAVEL & SUBSISTENCE COSTS	JMA - JTS - BO Aqaba -BO Valencia	1.572.681,38	1.406.196,78	1.572.681,38	1.406.196,78	89,41%
EQUIPMENT AND SUPPLIES	JMA - JTS - BO Aqaba -BO Valencia	101.190,56	98.315,63	101.190,56	98.315,63	97,16%
CONSUMABLES	JMA - JTS - BO Aqaba -BO Valencia	37.549,39	37.700,88	37.549,39	37.700,88	100,40%
SUBCONTRACTED EXPENDITURE	JMA - JTS - BO Aqaba -BO Valencia	3.247.852,12	3.229.709,84	3.247.852,12	3.229.709,84	99,44%
OTHER COSTS	JMA - JTS - BO Aqaba -BO Valencia	3.228.621,94	3.319.991,07	3.228.621,94	3.319.991,07	102,83%
INDIRECT COSTS (ADMINISTRATIVE OVERHEADS)	JMA - JTS - BO Aqaba -BO Valencia	653.387,24	1.141.413,20	653.387,24	1.141.413,20	174,69%
[...]						#DIV/0!
<b>TOTAL AMOUNT</b>		<b>19.498.380,57</b>	<b>19.983.354,17</b>	<b>19.498.380,57</b>	<b>19.983.354,17</b>	<b>97,57%</b>

Financial table No 5B

LIST OF PROJECTS				
Identification of project	Priority / measure	Amount contracted, EU funds (EUR)	Amount paid by the JMA, EU funds (EUR)	Absorption rate, %
I-A/1.1/152	Priority 1 - Measure 1.1	4.497.197,28	3.724.009,71	82,81%
I-A/1.1/048	Priority 1 - Measure 1.1	4.352.798,54	3.805.131,81	87,42%
I-B/1.1/287	Priority 1 - Measure 1.1	1.740.600,00	1.668.321,17	95,85%
I-B/1.1/288	Priority 1 - Measure 1.1	1.716.904,44	1.702.092,46	99,14%
I-B/1.1/493	Priority 1 - Measure 1.1	1.716.246,75	966.596,07	56,32%
I-B/1.1/051	Priority 1 - Measure 1.1	1.215.065,44	1.013.391,55	83,40%
II-B/1.1/0068	Priority 1 - Measure 1.1	1.622.907,88	1.421.701,38	87,60%
I-B/1.2/441	Priority 1 - Measure 1.2	1.325.043,41	871.804,01	65,79%
I-A/1.2/113	Priority 1 - Measure 1.2	2.754.583,00	2.428.607,83	88,17%
I-A/1.2/128	Priority 1 - Measure 1.2	4.412.687,99	3.929.610,59	89,05%
I-A/1.2/131	Priority 1 - Measure 1.2	4.499.969,40	4.351.854,24	96,71%
I-A/1.2/042	Priority 1 - Measure 1.2	3.738.288,42	3.249.422,11	86,92%
I-A/1.2/117	Priority 1 - Measure 1.2	3.777.890,72	2.640.554,21	69,89%
I-B/1.2/155	Priority 1 - Measure 1.2	1.795.155,87	1.458.922,16	81,27%
I-B/1.2/040	Priority 1 - Measure 1.2	1.747.217,85	1.657.700,55	94,88%
I-B/1.2/442	Priority 1 - Measure 1.2	1.219.500,00	1.017.898,58	83,47%
I-B/1.2/368	Priority 1 - Measure 1.2	1.395.000,00	1.029.118,62	73,77%
II-B/1.2/0271	Priority 1 - Measure 1.2	1.614.314,29	1.614.314,29	100,00%
II-B/1.2/0494	Priority 1 - Measure 1.2	1.339.406,24	1.117.007,15	83,40%
II-B/1.2/0644	Priority 1 - Measure 1.2	1.679.291,93	1.139.285,82	67,84%
II-B/1.2/0826	Priority 1 - Measure 1.2	1.377.000,00	818.228,09	59,42%
II-B/1.2/0987	Priority 1 - Measure 1.2	1.339.071,13	1.201.741,39	89,74%
I-A/1.3/098	Priority 1 - Measure 1.3	1.896.485,28	1.896.485,28	100,00%
I-A/1.3/093	Priority 1 - Measure 1.3	3.887.574,40	3.653.570,04	93,98%
I-B/1.3/482	Priority 1 - Measure 1.3	1.152.693,67	800.130,34	69,41%
I-B/1.3/406	Priority 1 - Measure 1.3	1.783.742,47	1.508.141,32	84,55%
I-B/1.3/563	Priority 1 - Measure 1.3	1.673.281,40	1.478.962,94	88,39%
I-B/1.3/561	Priority 1 - Measure 1.3	1.792.759,60	1.247.841,37	69,60%
I-B/1.3/350	Priority 1 - Measure 1.3	1.546.623,00	833.666,66	53,90%
II-B/1.3/0088	Priority 1 - Measure 1.3	1.770.460,84	986.457,68	55,72%
I-B/2.1/548	Priority 2 - Measure 2.1	1.609.547,04	1.216.238,24	75,56%
I-B/2.1/090	Priority 2 - Measure 2.1	1.602.837,69	1.602.837,69	100,00%
I-A/2.1/054	Priority 2 - Measure 2.1	4.498.152,50	4.348.735,79	96,68%
I-B/2.1/395	Priority 2 - Measure 2.1	1.693.617,64	1.693.617,64	100,00%
I-B/2.1/529	Priority 2 - Measure 2.1	1.799.216,50	1.144.256,89	63,60%
I-B/2.1/249	Priority 2 - Measure 2.1	1.797.743,31	1.756.202,77	97,69%
I-B/2.1/122	Priority 2 - Measure 2.1	1.552.329,89	1.552.329,89	100,00%
I-B/2.1/243	Priority 2 - Measure 2.1	1.404.797,52	1.404.797,52	100,00%
I-B/2.1/049	Priority 2 - Measure 2.1	1.186.193,43	1.148.212,82	96,80%
I-B/2.1/134	Priority 2 - Measure 2.1	1.249.826,15	1.085.334,93	86,84%
I-B/2.1/405	Priority 2 - Measure 2.1	1.783.992,17	1.595.219,20	89,42%
II-B/2.1/0096	Priority 2 - Measure 2.1	1.798.254,13	1.456.617,61	81,00%
II-B/2.1/0183	Priority 2 - Measure 2.1	1.191.600,00	733.581,99	61,56%
II-B/2.1/0292	Priority 2 - Measure 2.1	964.968,75	879.770,56	91,17%
II-B/2.1/0512	Priority 2 - Measure 2.1	1.743.012,71	1.659.619,44	95,22%
II-B/2.1/0526	Priority 2 - Measure 2.1	1.504.913,70	1.171.920,63	77,87%
II-B/2.1/0671	Priority 2 - Measure 2.1	945.327,59	883.227,21	93,43%
II-B/2.1/0856	Priority 2 - Measure 2.1	1.496.585,09	1.352.365,27	90,36%
II-B/2.1/0875	Priority 2 - Measure 2.1	1.191.703,00	1.141.469,22	95,78%
II-B/2.1/1073	Priority 2 - Measure 2.1	1.569.235,79	1.285.269,23	81,90%

I-A/2.2/187	Priority 2 - Measure 2.2	3.714.185,38	3.484.775,02	93,82%
I-A/2.2/183	Priority 2 - Measure 2.2	4.308.355,80	2.667.567,85	61,92%
I-A/2.2/231	Priority 2 - Measure 2.2	4.443.244,27	4.443.244,27	100,00%
I-B/2.2/063	Priority 2 - Measure 2.2	747.197,06	457.672,50	61,25%
I-B/2.2/099	Priority 2 - Measure 2.2	1.800.000,00	1.479.500,86	82,19%
I-B/2.2/180	Priority 2 - Measure 2.2	1.792.431,00	1.686.536,35	94,09%
II-B/2.2/0102	Priority 2 - Measure 2.2	1.797.457,50	1.611.590,90	89,66%
I-A/2.3/206	Priority 2 - Measure 2.3	4.023.417,24	3.529.948,05	87,74%
I-A/2.3/202	Priority 2 - Measure 2.3	4.050.000,00	3.587.080,31	88,57%
I-A/2.3/233	Priority 2 - Measure 2.3	4.025.925,00	3.592.778,29	89,24%
I-A/2.3/209	Priority 2 - Measure 2.3	2.656.771,00	2.572.998,46	96,85%
I-A/2.3/234	Priority 2 - Measure 2.3	2.880.309,96	2.713.695,62	94,22%
I-A/2.3/174	Priority 2 - Measure 2.3	4.458.161,68	4.103.351,89	92,04%
II-B/3.1/0204	Priority 3 - Measure 3.1	1.734.262,61	1.335.458,35	77,00%
I-B/3.2/500	Priority 3 - Measure 3.2	1.046.867,40	794.474,46	75,89%
II-B/3.2/0108	Priority 3 - Measure 3.2	1.260.000,00	870.102,93	69,06%
II-B/3.2/0465	Priority 3 - Measure 3.2	1.799.462,81	1.551.106,23	86,20%
II-B/3.2/0711	Priority 3 - Measure 3.2	721.951,11	695.124,30	96,28%
I-B/4.1/257	Priority 4 - Measure 4.1	1.536.160,28	892.039,54	58,07%
II-B/4.1/0219	Priority 4 - Measure 4.1	737.163,90	642.478,14	87,16%
II-B/4.1/0547	Priority 4 - Measure 4.1	1.512.000,00	1.458.440,03	96,46%
II-B/4.1/0548	Priority 4 - Measure 4.1	1.587.556,89	1.300.188,76	81,90%
II-B/4.1/0559	Priority 4 - Measure 4.1	1.380.862,56	1.145.267,49	82,94%
II-B/4.1/0903	Priority 4 - Measure 4.1	1.745.472,60	1.647.172,67	94,37%
II-B/4.1/0915	Priority 4 - Measure 4.1	1.404.000,00	1.204.080,30	85,76%
I-B/4.2/445	Priority 4 - Measure 4.2	384.289,32	384.289,32	100,00%
I-B/4.2/275	Priority 4 - Measure 4.2	372.897,18	366.424,29	98,26%
I-B/4.2/391	Priority 4 - Measure 4.2	355.430,61	355.430,61	100,00%
I-B/4.2/164	Priority 4 - Measure 4.2	446.708,73	424.242,49	94,97%
I-B/4.2/192	Priority 4 - Measure 4.2	498.545,10	468.544,02	93,98%
II-B/4.2/0050	Priority 4 - Measure 4.2	1.786.998,50	1.659.701,42	92,88%
II-B/4.2/0587	Priority 4 - Measure 4.2	949.138,74	871.124,35	91,78%
I-B/4.3/412	Priority 4 - Measure 4.3	1.522.774,00	938.645,09	61,64%
I-B/4.3/367	Priority 4 - Measure 4.3	1.260.000,00	1.064.752,75	84,50%
I-B/4.3/587	Priority 4 - Measure 4.3	346.714,11	324.031,18	93,46%
II-B/4.3/0238	Priority 4 - Measure 4.3	1.800.000,00	1.605.771,30	89,21%
II-B/4.3/0242	Priority 4 - Measure 4.3	1.651.067,08	1.293.491,30	78,34%
II-B/4.3/0378	Priority 4 - Measure 4.3	1.709.100,00	1.480.825,34	86,64%
II-B/4.3/0387	Priority 4 - Measure 4.3	1.032.611,00	920.575,71	89,15%
II-B/4.3/0456	Priority 4 - Measure 4.3	1.798.781,94	1.477.929,51	82,16%
II-B/4.3/0599	Priority 4 - Measure 4.3	1.798.200,00	1.590.778,12	88,47%
II-B/4.3/0617	Priority 4 - Measure 4.3	1.790.567,75	1.644.423,37	91,84%
II-B/4.3/0622	Priority 4 - Measure 4.3	1.440.000,00	1.321.281,14	91,76%
II-B/4.3/0965	Priority 4 - Measure 4.3	1.583.703,00	1.347.724,06	85,10%
II-B/4.3/1022	Priority 4 - Measure 4.3	1.793.806,88	1.540.640,31	85,89%
<b>TOTAL AMOUNT</b>		<b>180.448.165,83</b>	<b>154.891.493,21</b>	<b>85,84%</b>

Financial table No 5C

LIST OF ALL FINANCIAL CORRECTIONS APPLIED				
Identification of project	Priority / measure	Amount corrected, EU funds (EUR)	Date of the decision by JMA	Description of correction
ACCBAT	2.1 - STR	34.545,15	07/06/2013 15/12/2015 20/07/2017	2500, 4300
AQUAKNIGHT	2.1 - STD	706.789,17	27/03/2015 18/07/2017 26/07/2017	2500, 2600, 3200, 4300
ArcheoMED	1.1 - STD	340.018,12	06/02/2012 24/04/2014	3300, 2500, 4100
ARCHEOMEDSITES	4.3 - STD	147.621,12	18/04/2014 09/10/2015	2500, 3300, 4300, 2600
Bio-Xplore	1.1 - STD	58.397,80	22/11/2011 17/12/2013 29/08/2016 29/08/2016	2500, 2600, 4300
BRAMA	4.1 - STD	55.819,61	29/06/2012 31/03/2015 29/06/2017	3300, 4500, 4600
Ca.Bu.Re.Ra.	4.1 - STD	31.395,68	23/04/2014 05/02/2016 27/11/2017 12/04/2018	4300
CoMed Pro	1.2 - STD	230.319,41	28/04/2014 23/03/2017	3100, 3300, 4300, 4600
CulMe-WeOnCT	4.2 - STD	2.421,84	30/09/2011 03/07/2014 15/03/2016	2500, 3300
CUSTOM MED	3.2 - STD	139.487,74	20/07/2012 01/04/2015 26/09/2017	2500, 4300

AB

9

DAC (ex DCMA)	4.2 - STD	83.101,57	07/12/2011 31/03/2014 27/09/2016	2600, 3100, 3300, 4300
DAEDALUS	4.1 - STD	11.083,71	23/04/2014 19/10/2015 17/02/2017	1500, 2500, 3300, 4100, 4300, 4500, 4800
DIDSOLIT-PB	2.3 - STR	77.631,96	11/03/2013 15/10/2014 22/03/2016 22/02/2017	4300, 4800
E.H.P.P.C. - Med	3.2 - STD	5.028,34	14/05/2014 22/06/2017	2500, 3300
ECOPLANTMED	2.1 - STD	13.495,05	16/04/2014 23/02/2016 05/07/2017	3200, 3300, 3600, 4100
ECOSAFIMED	2.1 - STD	5.167,71	26/05/2014 24/11/2015 27/01/2017	4800
EDILE	4.3 - STD	114.709,26	26/05/2014 20/04/2016 27/02/2017	2500, 3300, 4300, 4500, 4800
EGREJOB	4.1 - STD	87.207,29	17/12/2014 16/03/2017 25/01/2018	2500, 2600, 3100, 3300, 3301, 4500, 4800
ENSIAP	2.1 - STD	35.637,38	02/03/2012 14/07/2014 07/07/2017	2500, 3300, 4500
F.O.P	1.2 - STD	100.977,47	16/06/2014 20/12/2016 11/10/2017	2500, 3200, 3300, 3500, 3600, 4300, 4500
FISHINMED	1.2 - STD	8.531,37	22/03/2013 05/10/2017	2600, 4300
FOSTER in MED	2.3 - STR	83.463,69	22/01/2013 30/01/2015 11/12/2015 06/12/2017	2500, 2600, 3200, 3300, 3600, 3900, 4300, 4500, 4600, 4800
FruitFlyNet	2.1 - STD	9.876,23	20/06/2014 16/12/2015 30/03/2017	3400, 4500, 4800
GMI	2.2 - STR	107.805,38	12/04/2013 03/03/2015 10/02/2016 11/12/2017	3200, 4300, 4800
GOALS	4.3 - STD	87.298,53	26/05/2014 11/05/2016 30/11/2017	3200, 3300, 3600, 4300, 4500
GOUV' AIRNANCE	2.1 - STD	59.908,40	04/04/2012 12/04/2012 22/05/2015 09/06/2017	3300
GR.ENE.CO	2.2 - STD	187.669,19	03/02/2014 13/08/2015 17/10/2017 17/11/2017	3100, 3200, 3300, 3600, 3800, 4100, 4300
GREAT Med	2.1 - STD	69.758,63	10/02/2014 29/04/2016 14/07/2017	3300, 4200, 4300, 4500, 4800
HELAND	1.1 - STD	34.195,19	08/02/2013 28/04/2015 27/01/2016 07/03/2017	2500, 3100, 3200, 4100, 4300, 4500, 4600, 4800
I AM	1.2 - STR	39.668,38	11/04/2013 02/09/2014 05/07/2017	2600, 3300, 3500, 3800, 4500
ILE	4.3 - STD	43.593,89	21/02/2014 27/11/2015 02/02/2017	4300, 4500
JOUSSOUR	4.2 - STD	31.197,17	27/09/2011 30/04/2014 30/09/2016	3600, 4300, 4800
LACTIMED	1.1 - STR	95.465,98	18/01/2013 30/05/2014 16/10/2015 12/09/2016 21/04/2017	2500, 2600, 3300, 4300, 4600, 4800
LANDCARE MED	4.3 - STD	181.280,11	15/04/2014 07/02/2017	2500, 3300, 4300, 4500
Live your tour	1.2 - STR	72.006,57	30/01/2013 23/06/2015 21/09/2017 29/03/2018	4500, 4800, 4801

Signature



LOCAL AGENDA 21 IN TERRITORIAL PLANNING	1.3 - STD	200.254,94	19/09/2012 29/06/2016 26/03/2018	2600, 3300, 3600, 4100, 4300, 4500, 4800
LOCAL-SATS	4.3 - STD	17.613,66	05/02/2014 22/09/2015 08/05/2017	2500, 3300, 3600, 4800
M3-HABs	2.1 - STD	28.214,17	25/03/2014 29/10/2015 08/02/2017	2500, 3100, 3300, 3500, 4300, 4800
MAPMED	2.1 - STD	64.688,13	28/10/2011 24/06/2013 30/06/2014 10/07/2015 11/11/2016 19/12/2016	2600, 4300, 4800
MARAKANDA	1.2 - STD	134.739,28	14/06/2012 15/10/2014 03/03/2016 02/03/2018	2600, 3200, 3300, 3900, 4300, 4800
MARE NOSTRUM	1.3 - STR	139.468,55	16/05/2013 10/12/2014 04/11/2015 06/10/2017	1300, 2500, 3300, 3600, 3900, 4300
MED DESIRE	2.3 - STR	135.036,97	20/09/2013 10/09/2015	3300, 3600, 4500, 4800
MED-3R	2.2 - STR	95.817,12	07/06/2013 09/04/2018	2500, 4100, 4300, 4500
MED-ALGAE	2.2 - STD	99.287,02	16/01/2012 28/11/2014 27/04/2017	2600, 3300, 4500, 4800,
MedDiet	1.1 - STR	48.537,33	29/04/2013 20/03/2015 29/05/2017	2600, 3100, 3300, 3500, 4100, 4300, 4500, 4800
MEDeGOV	4.3 - STD	107.298,93	21/01/2013 07/05/2015 28/04/2017	2500, 3100, 3600, 4300, 4800
MedGeneration	3.1 - STD	118.447,78	26/05/2014 15/04/2016	2500, 2600
MEDINA	4.2 - STD	51.548,61	20/07/2012 25/05/2015 31/03/2017	2500, 3300, 3800, 4300, 4800
MED-JELLYRISK	1.3 - STR	30.339,22	21/01/2013 30/04/2015 30/11/2016	3300, 4300, 4500
MED-MOBIL	4.1 - STD	10.826,31	09/07/2014 21/11/2017	2200, 2500, 3300, 4500
MEDNETA	4.2 - STD	63.495,79	23/01/2014 20/07/2015 06/06/2017	2500, 4300
MEDOLICO	2.1 - STD	304.756,80	11/01/2012 07/08/2013 07/10/2016	2600, 3300, 3600, 4300
MED-PHARES	1.3 - STD	160.176,38	07/05/2014 07/12/2016 26/02/2018	2500, 3200, 3300, 3500, 4500, 4800
MED-PORTS	3.2 - STD	3.113,92	10/02/2014 12/12/2017 25/01/2018 14/02/2018 28/02/2018	2500, 4300
MED-ROUTE	1.2 - STD	85.944,60	29/10/2012 10/04/2015 21/03/2017	2500, 2600, 3300, 3600, 4300,
MEDSANDCOAST	2.1 - STD	14.494,63	09/10/2014 22/08/2017	2500, 2600, 4300
MEDSCAPES	2.1 - STD	15.387,34	13/02/2014 25/01/2016 25/01/2018 03/05/2018	2500, 3300, 4300
MEDSEATIES	4.3 - STD	60.697,19	16/04/2014 23/05/2016	2500, 3300, 4300, 4500, 4800
MED-Solar	2.3 - STR	57.627,53	21/01/2013 17/12/2014 08/06/2016 23/05/2017	2500, 3300, 4300, 4500, 4800
MEET	1.2 - STR	120.969,31	18/02/2013 21/01/2015 22/02/2016 05/05/2017	1300, 1500, 3200, 3300, 3600, 3700, 3900, 4100, 4300, 4500, 4800
MESP	2.1 - STD	25.310,17	19/07/2012 10/04/2015 29/06/2017	3300, 3400, 4300

MIDEMP	1.3 - STD	1.017,29	13/10/2011 02/10/2014 25/10/2017	2500, 4800
NANOWAT	2.1 - STD	4.464,78	15/06/2012 20/03/2015 09/08/2017	2500, 4100, 4300
NET KITE	1.1 - STD	11.224,04	10/02/2014 16/09/2015 13/07/2017	2500, 3200, 4300
NEWCIMED	1.3 - STD	269.930,97	12/07/2012 21/04/2015 06/07/2016 09/08/2017	3100, 3200, 3300, 3600, 3700, 4100, 4300, 4500
Newper	4.3 - STD	49.487,30	23/11/2011 16/05/2013 23/09/2014	3900, 4100, 2500, 3600
NOSTOI	4.2 - STD	10.557,49	11/01/2012 10/02/2015 16/01/2017	2600, 3300, 3500, 4800
ONMEST 2	1.2 - STD	146.201,63	08/07/2014 21/03/2017 28/02/2018	3300, 4500
OPENWIND	4.3 - STD	62.283,82	12/06/2014 04/04/2016 19/10/2017	2500, 3300, 3600
OPTIMED	3.2 - STD	91.487,93	13/11/2014 27/11/2015 21/09/2017	2500, 3300, 3600
PRIME	4.1 - STD	33.246,14	21/02/2014 19/01/2016 28/09/2017	2600, 3300
PROCAMED	1.1 - STD	148.256,06	04/04/2012 25/10/2017	2500, 3300, 4300
Project Wealth	1.2 - STD	25.299,56	11/09/2012 19/06/2014 30/07/2015 19/05/2017	3300, 4300
Promoting sustainable groundwater resources in the Mediterranean Basin	2.1 - STD	32.942,11	01/08/2012 26/05/2014 12/08/2016	2500, 3300, 4300
R.E.A.D.Y. MED. FISH.	4.1 - STD	26.145,92	13/01/2014 07/08/2015	2500, 3300, 4300
RAMUD	2.2 - STD	28.590,79	03/02/2012 19/02/2018	2500, 3200, 4100, 4300
RAOP-MED	2.1 - STD	48.919,72	05/08/2014 27/02/2018	2500, 3300, 4800
RELS	2.2 - STD	71.555,89	15/03/2012 21/11/2014 08/03/2016 27/04/2017	2500, 3300, 3700, 4300, 4800
S&T MED (ex MedRouteSTD)	1.2 - STR	375.398,47	24/06/2014 21/10/2015 20/09/2016	1500, 2500, 3300, 3600, 4300
SCOW	2.2 - STR	89.746,55	27/02/2013 25/02/2015 28/10/2015 11/10/2016	2500, 3200, 3300, 3600, 3900, 4100, 4300, 4500, 4800
SHAAMS	2.3 - STR	92.275,83	04/03/2013 06/03/2015 01/03/2016 08/06/2017	2500, 3300, 3700, 4100, 4300, 4500, 4800
ShMILE 2	2.1 - STD	49.209,22	12/03/2012 13/02/2014 17/07/2015	3300, 3500, 3700, 4800
SIDIG-MED	4.3 - STD	140.523,37	17/01/2014 01/03/2016 25/01/2018	2500, 2600, 3300, 4300, 4500
SLOWMED	4.2 - STD	17.018,51	17/04/2014 15/01/2016 15/11/2017 13/04/2018	2500, 3300, 4300
SMOT	2.1 - STD	5.069,79	27/03/2014 18/03/2016 25/07/2017	2500, 3300, 4600
STS-Med	2.3 - STR	137.356,50	04/03/2013 16/04/2014 31/05/2016 16/11/2017	2500, 3300, 3600, 4300, 4500, 4600

Supporting and connecting rural women's traditional know how	1.2 - STD	56.733,61	12/12/2012 22/05/2015 14/11/2017	3300, 4800
SUSTEXNET	1.2 - STD	2.970,60	13/03/2014 02/02/2016 07/07/2017	2500, 4500
SWMED	2.1 - STD	172.636,26	21/02/2012 13/12/2013 12/04/2016 30/01/2018 07/05/2018	2500, 3100, 3300, 4300
TEX-MED Clusters	1.2 - STD	57.576,86	10/03/2014 05/08/2015 07/11/2016	3200, 4100, 4300
T-NET	1.3 - STD	102.889,32	01/10/2012 05/03/2014 12/02/2016	3300, 2500
UMAYYAD	1.2 - STR	119.129,42	10/06/2013 29/06/2015 16/03/2017 25/01/2018	2600, 3300, 4500, 4800
USUDS	1.3 - STD	291.764,40	24/01/2012 25/06/2014 14/02/2017	2600, 3100, 3300, 4300, 4800
VILLAGES	4.3 - STD	32.636,48	30/09/2011 24/01/2012 26/08/2013 14/06/2016 16/06/2016 29/06/2016 18/10/2016 06/12/2016 14/02/2018	2500, 2600, 3300, 4300
Water-DROP	4.3 - STD	238.006,45	26/05/2014 24/03/2016 07/12/2017	2500, 3300, 4100, 4300
<b>TOTAL AMOUNT CORRECTED</b>		<b>8.629.218,86</b>		

Financial table No 5D

LIST OF AMOUNTS RECOVERED IN PROJECTS				
LIST OF AMOUNTS RECOVERED IN PROJECTS - PAID BY A BANK TRANSFER				
Identification of project	Priority / measure	Amount recovered (EUR)	Date of the decision by relevant body (JMC/JMA)	Justification of the recovery
I-B/2.1/395*	Priority 2 - Measure 2.1	24.285,79	DEBIT NOTE n. 2/2016 - 04/02/2016	ineligible expenditures detected by the auditor and accepted by the JMA incurred during the implementation period of the project I-B/2.1/395 - MAPMED
I-A/2.2/187	Priority 2 - Measure 2.2	30.306,53	DEBIT NOTE n. 1/2016 - 27/01/2016	ineligible expenditures detected by the auditor and accepted by the JMA incurred during the implementation period of the project I-A/2.2/187 - GMI
II-B/3.1/0204	Priority 3 - Measure 3.1	103.627,14	DEBIT NOTE n. 12/2017 - 05/12/2017	ineligible expenditures detected by the auditor and accepted by the JMA incurred during the implementation period of the project 01/06/2015 - 30/06/2016 - MED GENERATION

I-B/3.2/500*	Priority 3 - Measure 3.2	385,95	DEBIT NOTE n. 3/2016 - 09/02/2016	ineligible expenditures detected by the auditor and accepted by the JMA incurred during the implementation period 12/04/2012 - 31/05/2013 - CUSTOM MED
II-B/4.1/0559	Priority 4 - Measure 4.1	103.277,95	DEBIT NOTE n. 10/2017 - 20/09/2017	ineligible expenditures as detected by the JMA Authorising Unit, after the assessment of the Final Report related to the implementation period 01/04/2015 - 13/11/2015 - R.E.A.D.Y.
I-B/4.3/412	Priority 4 - Measure 4.3	6.525,87	NOTE DE DEBIT n. 05/2018 - 28/02/2018	ineligible expenditures as detected by the JMA Authorising Unit - VILLAGES PPS
II-B/4.3/0242	Priority 4 - Measure 4.3	147.168,79	DEBIT NOTE n. 11/2017 - 27/11/2017	ineligible expenditures as detected by the JMA Authorising Unit, after the assessment of the Final Report related to the implementation period 01/02/2015 - 30/05/2016 - MEDSEATIES
II-B/4.3/1022	Priority 4 - Measure 4.3	68.386,27	DEBIT NOTE n. 3/2017 - 18/01/2017	ineligible expenditures detected by the auditor and accepted by the JMA incurred during the implementation period 31/12/2013 - 31/03/2015 - ARCHEOMEDSITES
I-B/4.3/412	Priority 4 - Measure 4.3	11.816,24	DEBIT NOTE n. 6/2018 - 09/03/2018	ineligible expenditures estimated by official act of the Authorising Unit no. 801/34 dated 27/02/2018, corresponding to the ENPI share of the expenditures declared ineligible by the Authorising Unit - VILLAGES
I-B/1.1/051	Priority 1 - Measure 1.1	3.658,08	DEBIT NOTE n. 3/2018 - 19/02/2018 Contentious Note PP2 n. 1537 dated 15/05/2018	ineligible expenditures estimated by official act of the Authorising Unit no. 566/11 dated 01/02/2018, corresponding to the ENPI share of the expenditures declared ineligible by the Authorising Unit - ARCHEOMED
I-B/4.2/192	Priority 4 - Measure 4.2	15.595,25	DEBIT NOTE n. 7/2018 - 25/05/2018	ineligible expenditures estimated by official act of the Authorising Unit no. 1598/38 dated 24.05.2018, corresponding to the ENPI share of the expenditures detected and declared ineligible by the Sample Auditor

I-A/2.3/174	Priority 2 - Measure 2.3	7.051,94	DEBIT NOTE n. 11/2018 - 28/05/2018	ineligible expenditures estimated by official act of the Authorising Unit no. 1621/143 dated 25/05/2018, corresponding to the ENPI share of the expenditures detected and declared ineligible by the Sample Auditor
I-B/1.3/563	Priority 1 - Measure 1.3	172.269,80	DEBIT NOTE n. 9/2017 - 14/09/2017	Off-setting on final balance - ineligible expenditures as detected by the JMA Authorising Unit, after the assessment of the Final Report related to the implementation period 01/02/2015 - 03/10/2015 - T-NET
<b>TOTAL AMOUNT RECOVERED and paid by a bank transfer (EU share)</b>		<b>694.355,60</b>		
<b>LIST OF AMOUNTS RECOVERED IN PROJECTS - PAID VIA AN OFF-SET</b>				
Identification of project	Priority / measure	Amount recovered (EUR)	Date of the decision by relevant body (JMC/JMA)	Justification of the recovery
I-B/1.0/288	Priority 1 - Measure 1.1	14.324,36	DEBIT NOTE n.1/2015 - 31/07/2015	Off-setting on final balance -ineligible expenditures detected by the auditor and accepted by the JMA incurred during the implementation period - BioXplore
I-A/1.2/131	Priority 1 - Measure 1.2	5.703,55	DEBIT NOTE n. 5/2016 - 16/02/2016	Off-setting on final balance - ineligible expenditures detected by the auditor and accepted by the JMA incurred during the implementation period - MEEI
I-B/1.2/040	Priority 1 - Measure 1.2	8.494,07	DEBIT NOTE n. 2/2017 - 18/01/2017	Off-setting on final balance - ineligible expenditures detected by the Sample Auditor and accepted by the JMA incurred during the implementation period 01/06/2013 - 31/12/2013 - PROJECT WEALTH
I-B/1.2/368	Priority 1 - Measure 1.2	25.100,40	DEBIT NOTE n. 7/2017 - 23/02/2017	Off-setting on final balance - expenditures declared ineligible by the JMA (as per note no. 311 of 14.2.2017) incurred during the implementation period 03/08/2011 - 31/07/2014 - MED-ROUTE

I-B/2.1/529*	Priority 2 - Measure 2.1	229.887,57	DEBIT NOTE n. 8/2017 - 20/07/2017	Off-setting on final balance - amount receivable estimated by official act of the Authorising Unit no. 1389/174 dated 17/07/2017, corresponding to the ENPI share of the expenditures declared ineligible by the Authorising Unit - AQUAKNIGHT
I-B/2.2/099	Priority 2 - Measure 2.2	38.548,62	DEBIT NOTE n. 4/2016 - 16/02/2016	Off-setting on final balance - ineligible expenditures detected by the auditor and accepted by the JMA incurred during the implementation period - MED-ALGAE
II-B/2.2/0102	Priority 2 - Measure 2.2	56.846,84	DEBIT NOTE n. 4/2017 - 24/01/2017	Off-setting on final balance - ineligible expenditures detected by the Sample Auditor Baker Tilly and accepted by the JMA incurred during the implementation period 18/12/2013 - 31/01/2015 - GR.ENE.CO.
II-B/3.2/0465	Priority 3 - Measure 3.2	13.760,76	DEBIT NOTE n. 6/2016 - 28/12/2016	Off-setting on final balance - ineligible expenditures detected by the auditor and accepted by the JMA incurred during the implementation period 31/12/2013 - 31/03/2015 - OPTIMED
I-B/4.2/275	Priority 4 - Measure 4.2	6.285,22	DEBIT NOTE n.2/2015 - 14/10/2015	Off-setting on final balance - ineligible expenditures as detected by the JMA Authorising Unit during the implementation period 01/09/2011 - 31/10/2012 - JOUSSOUR
I-B/4.3/367	Priority 4 - Measure 4.3	11.095,97	DEBIT NOTE n. 6/2017 - 23/02/2017	Off-setting on final balance - expenditures declared ineligible by the JMA (as per note no. 311 of 14.2.2017) incurred during the implementation period - MEDeGOV
I-B/4.3/587	Priority 4 - Measure 4.3	22.682,93	DEBIT NOTE - 04/07/2014	Off-setting on final balance - ineligible expenditures detected by the JMA's Auditor Bompani Audit s.r.l., after on-the-spot check carried out on the project - NEWPER

Handwritten initials: *CB* and *AV*


Handwritten signature

II-B/4.3/0387	Priority 4 - Measure 4.3	6.810,49	DEBIT NOTE n. 10/2018 - 25/05/2018	Off-setting on final balance - amount receivable estimated by official act of the Authorising Unit no. 1599/139 dated 24.05.2018, corresponding to the ENPI share of the expenditures declared ineligible by the Authorising Unit - ILE
I-A/2.3/206	Priority 2 - Measure 2.3	46.404,06	DEBIT NOTE n. 13/2018 - 08/06/2018	Off-setting on final balance - amount receivable estimated by official act of the Authorising Unit no. 1709/158 dated 07/06/2018, corresponding to the ENPI share of the expenditures detected and declared ineligible by the Sample Auditor Baker & Tilly - MED DESIRE
I-A/2.2/187	Priority 2 - Measure 2.2	8.837,04	DEBIT NOTE no. 01/2016 dated 27/01/2016 Note no. 496 dated 29/02/2016	Off-setting on final balance - amount receivable estimated by official act of the Authorising Unit no. 153/6 dated 21/01/2016, corresponding to the ENPI share of the expenditures declared ineligible by the Authorising Unit - GMI
<b>TOTAL AMOUNT RECOVERED and paid via an off-set</b>		<b>494.781,88</b>		
<b>TOTAL AMOUNT RECOVERED</b>		<b>1.189.137,48</b>		

Financial table No 5E

**LIST OF RECOVERIES WAIVED IN PROJECTS**

Identification of project	Priority / measure	Amount waived (EUR)	Date of the decision by JMC	Date of the decision o by the EC	Justification of the waiver
		0			
		0			
		0			
...		0			
<b>TOTAL AMOUNT WAIVED (EU share)</b>		<b>0</b>			

Signature:   
 Approval date: 29/07/2018

**PROTOM GROUP S.p.A.**  
 Foro Buonaparte, n°70  
 20121 MILANO  
 P.IVA 06477661216

## financial table No 6A

LIST OF PENDING CONTENTIOUS RECOVERIES IN MEMBER STATES					
Identification of project	Priority / measure	Amount pending (EUR)	Country of establishment of the beneficiary/ partner	Status description of pending recovery	Indicative date of the recovery
I-B/1.1/051 - BEN	Priority 1 - Measure 1.1	- 5.134,81	Italy	The Beneficiary has a positive balance. However, a communication related to the interest on Debit Note n.3/2018 (1.363,88 EUR) has been sent to the Beneficiary, the Italian Ministry of Foreign Affairs and to the European Commission. The Positive balance will be paid by the JMA after the pending payments for the recovery claims will be made to the JMA - ARCHEOMED	N/A
I-B/1.1/051 - PP1	Priority 1 - Measure 1.1	17.203,07	Italy	A contentious note has been sent to the Partner, the Italian Ministry of Foreign Affairs and to the European Commission. The JMA is following the recovery procedures set in the Recovery Procedure document approved by the JMC the 23/03/2018 - ARCHEOMED	N/A
I-B/1.1/051 - PP4*	Priority 1 - Measure 1.1	291.598,00	Spain	A contentious note has been sent to the Partner, the Spanish Ministry of Planning and International Cooperation and to the European Commission. The JMA is following the recovery procedures set in the Recovery Procedure document approved by the JMC the 23/03/2018 - ARCHEOMED	N/A
I-A/2.3/233 - BEN	Priority 2 - Measure 2.3	8.284,69	Spain	The Beneficiary has received a Debit Note - DIDSOLIT-PB	19/07/2018 (deadline set on the Debit Note)
I-A/2.3/233 - PP1	Priority 2 - Measure 2.3	167,97	Greece	The Beneficiary has received a Debit Note - DIDSOLIT-PB	19/07/2018 (deadline set on the Debit Note)
I-A/2.3/233 - PP5	Priority 2 - Measure 2.3	132,32	Greece	The Beneficiary has received a Debit Note - DIDSOLIT-PB	19/07/2018 (deadline set on the Debit Note)
I-A/2.3/202 - BEN	Priority 2 - Measure 2.3	59,17	Italy	The Beneficiary has received a Debit Note - FOSTER in MED	09/07/2018 (deadline set on the Debit Note)
I-A/2.3/202 - PP1	Priority 2 - Measure 2.3	198,77	Spain	The Beneficiary has received a Debit Note - FOSTER in MED	09/07/2018 (deadline set on the Debit Note)
I-A/2.3/202 - PP2	Priority 2 - Measure 2.3	1.319,03	Italy_RAS	The Beneficiary has received a Debit Note - FOSTER in MED	09/07/2018 (deadline set on the Debit Note)
I-B/1.3/561 - BEN	Priority 1 - Measure 1.3	583,28	Italy	The Beneficiary has received a Debit Note - NEWCIMED	09/07/2018 (deadline set on the Debit Note)
I-B/1.3/561 - PP1	Priority 1 - Measure 1.3	80,11	Italy	The Beneficiary has received a Debit Note - NEWCIMED	09/07/2018 (deadline set on the Debit Note)
I-B/1.3/561 - PP2	Priority 1 - Measure 1.3	20.503,33	Italy	The Beneficiary has received a Debit Note - NEWCIMED	09/07/2018 (deadline set on the Debit Note)
I-B/1.3/561 - PP5	Priority 1 - Measure 1.3	343,14	Italy	The Beneficiary has received a Debit Note - NEWCIMED	09/07/2018 (deadline set on the Debit Note)
I-B/1.3/561 - PP6	Priority 1 - Measure 1.3	4.489,83	Spain	The Beneficiary has received a Debit Note - NEWCIMED	09/07/2018 (deadline set on the Debit Note)
I-A/1.2/128 BEN	Priority 1 - Measure 1.2	137.464,52	Italy	The Beneficiary has received a Rectification on the Debit Note. The JMA is following the recovery procedures set in the Recovery Procedure document approved by the JMC the 23/03/2018 - S&T MED	N/A



I-A/1.2/128 PP1	Priority 1 - Measure 1.2	5.535,22	Italy	The Beneficiary has received a Rectification on the Debit Note. The JMA is following the recovery procedures set in the Recovery Procedure document approved by the JMC the 23/03/2018 - S&T MED	N/A
I-A/1.2/128 PP2	Priority 1 - Measure 1.2	- 55.594,76	Italy	PP2 has a positive balance. Positive balance will be paid by the JMA after the pending payments for the recovery claims will be made to the JMA - S&T MED	N/A
I-A/1.2/128 PP3	Priority 1 - Measure 1.2	34.289,45	Italy	The Beneficiary has received a Rectification on the Debit Note. The JMA is following the recovery procedures set in the Recovery Procedure document approved by the JMC the 23/03/2018 - S&T MED	N/A
I-A/1.2/128 PP4	Priority 1 - Measure 1.2	- 66,64	Italy	PP4 has a positive balance. The Positive balance will be paid by the JMA after the pending payments for the recovery claims will be made to the JMA - S&T MED	N/A
<b>TOTAL AMOUNT PENDING RECOVERIES IN MEMBER STATES (EU share)</b>		<b>461.455,68</b>			

\* legal proceeding in Spain Court

Financial table No 6B

LIST OF PENDING CONTENTIOUS RECOVERIES IN PARTNER COUNTRIES					
Identification of project	Priority / measure	Amount pending (EUR)	Country of establishment of the beneficiary/ partner	Status description of pending recovery	Indicative date of the recovery
II-B/4.1/0559 - PP4	Priority 4 - Measure 4.1	34.245,40	Tunisia	PP4 has received a Debit Note. The JMA has sent a note dated 15/12/2017 and other communications in the last months. No feedbacks from PP4 - R.E.A.D.Y. MED. FISH	N/A
I-B/4.3/412 - PP4	Priority 4 - Measure 4.3	14.158,15	Tunisia	A contentious note has been sent to the partner, the Tunisian Ministry of economics and finance and to EC dated. PP4 has asked to pay the debt in installments. The request is under evaluation - Villages PP4	N/A
I-B/4.3/412 - PP1	Priority 4 - Measure 4.3	27,55	Lebanon	Residual amount due to bank charges for the bank transfer by PP1 to JMA - Villages	N/A
I-B/1.1/051 - PP2	Priority 1 - Measure 1.1	23,07	Jordan	Residual amount due to bank charges for the bank transfer by PP2 to JMA - ARCHEOMED	N/A
I-B/1.1/051 - PP3	Priority 1 - Measure 1.1	48.235,99	Palestinian Territories	A contentious note has been sent to the Partner, the Office of the Prime Minister of Palestine and to the European Commission - ARCHEOMED	N/A
I-A/2.3/233 - PP2	Priority 2 - Measure 2.3	1.905,35	Egypt	The Beneficiary has received a Debit Note - DIDSOLIT-PB	19/07/2018 (deadline set on the Debit Note)
I-A/2.3/233 - PP3	Priority 2 - Measure 2.3	41.167,15	Jordan	The Beneficiary has received a Debit Note - DIDSOLIT-PB	19/07/2018 (deadline set on the Debit Note)
I-A/2.3/233 - PP4	Priority 2 - Measure 2.3	5.513,86	Egypt	The Beneficiary has received a Debit Note - DIDSOLIT-PB	19/07/2018 (deadline set on the Debit Note)
I-A/2.3/202 - BEN	Priority 2 - Measure 2.3	214,19	Jordan	The Beneficiary has received a Debit Note - FOSTER in MED	09/07/2018 (deadline set on the Debit Note)
I-B/1.3/561 - PP8	Priority 1 - Measure 1.3	13.992,06	Lebanon	The Beneficiary has received a Debit Note - NEWCIMED	09/07/2018 (deadline set on the Debit Note)
I-B/1.3/561 - PP10	Priority 1 - Measure 1.3	6.832,44	Jordan	The Beneficiary has received a Debit Note - NEWCIMED	09/07/2018 (deadline set on the Debit Note)
I-A/1.2/128 PP5	Priority 1 - Measure 1.2	5.252,81	Tunisia	The Beneficiary has received a Rectification on the Debit Note. The JMA is following the recovery procedures set in the Recovery Procedure document approved by the JMC the 23/03/2018 - S&T MED	N/A

AS

AV

I-A/1.2/128 PP6	Priority 1 - Measure 1.2	- 10.761,67	Tunisia	PP6 has a positive balance. The Positive balance will be paid by the JMA after the pending payments for the recovery claims will be made to the JMA - S&T MED	N/A
I-A/1.2/128 PP7	Priority 1 - Measure 1.2	67.729,65	Jordan	The Beneficiary has received a Rectification on the Debit Note. The JMA is following the recovery procedures set in the Recovery Procedure document approved by the JMC the 23/03/2018 - S&T MED	N/A
I-A/1.2/128 PP8	Priority 1 - Measure 1.2	54.259,35	Jordan	The Beneficiary has received a Rectification on the Debit Note. The JMA is following the recovery procedures set in the Recovery Procedure document approved by the JMC the 23/03/2018 - S&T MED	N/A
<b>TOTAL AMOUNT PENDING RECOVERIES IN PARTNER COUNTRIES (EU share)</b>		<b>282.795,35</b>			

**PROTOM GROUP S.p.A.**  
Foro Buonaparte, n°70  
20124 MILANO  
P.IVA 06477661216

Name of programme: ENPI CBC Mediterranean Sea Basin

Financial table No 7

**LIST OF SUSPENDED AMOUNTS FOR LEGAL PROCEEDINGS**

Identification of project	Priority / measure	Amount suspended (EUR) (EU share)	Country of establishment of beneficiary/partner	Status description of legal proceeding	Justification of suspensory effect of legal proceeding
I-B/2.1/529	Priority 2 - Measure 2.1	229.887,57	Italy	Appeal to the Italian administrative court to be discussed	The legal proceeding has not a suspensory effect since the amount claimed by the Beneficiary has been already recovered by JMA - Decision of the Judicial Court is pending
II-B/2.2/0102	Priority 2 - Measure 2.2	105.685,86	Italy	Appeal to the Italian administrative court to be discussed	The legal proceeding has not a suspensory effect since the amount claimed by the Beneficiary has been already recovered by JMA - Decision of the Judicial Court is pending
<b>TOTAL SUSPENDED AMOUNTS FOR LEGAL PROCEEDINGS</b>		<b>335.573,43</b>			

Signature: 

Approval date:

**PROTOM GROUP S.p.A.**

Foro Buonaparte, n°70

20121 MILANO

P.IVA 06477661216



Name of programme: ENPI CBC Mediterranean Sea Basin

**Financial table No 8A**

<b>REVENUE</b>	
Payments received from the European Commission	174.177.300,37
Other revenue from projects (penalties, interest on recoveries etc) (EU share)	325,93
Other revenue from projects (penalties, interest on recoveries etc) (EU share) - PAID VIA OFFSET	- 4.904,52
Revenue from Technical Assistance ( penalties, interest on recoveries etc. ) (EU share)	269.065,00
Amount recovered from projects ( EU share)	694.355,60
<b>TOTAL REVENUE</b>	<b>175.136.142,38</b>

**Financial table No 8B**

<b>EXPENDITURE</b>	
Amount paid to the projects ( EU share)(*)	154.891.493,21
Amount of pending contentious recoveries in Member States (**) (EU share)	- 461.455,68
Amount paid for Technical Assistance (EU share)	19.983.354,17
<b>TOTAL EXPENDITURE</b>	<b>174.413.391,69</b>

(\*)The amount paid to projects includes the amounts waived

(\*\*) This amount should be indicated in negative, as this amount should be recovered by the JMA, either from the beneficiary or from the Member State, according to article 27 of the ENPI CBC IR.

**Financial table No 8C**

<b>FINAL BALANCE</b>	<b>722.750,69</b>
<i>Total revenue – Total expenditure. If value is negative, final balance of payment is requested from the EC. If value is positive, the programme will reimburse the amount of excess pre-financing to the EC.</i>	

**Financial table No 8D**

<b>EXCEPTION TO DECOMMITMENT</b>
----------------------------------

Total suspended amounts for legal proceedings ( EU share)	
---	--

*SO*  
*A*

Signature:  
Approval date:

*[Handwritten signature]*  
*04/07/2018*

**PROTOM GROUP S.p.A.**  
Foro Buonaparte, n°70  
20121 MILANO  
P.IVA 06477661216

CB  
EW

Finding Code	Description
1100	organization issues (e.g. confusion of functions, lack of internal control, ineffective management of conflicts of interest, no effective system for preventing double financing)
1200	activity issues: lack of standard procedures, usual lack of competitive (open) procedures, etc.
1300	staff issues (e.g. staff inadequacy or incompetence, questionable managers' integrity, missing formal job descriptions and task assignments)
1400	violation of communication plan and other information and visibility issues
1500	refuse of audit
1600	legal matters issues: bankruptcy, bribes and/or corruption, material fraud
1700	other issues concerning the management and control system
2100	project not implemented
2200	difformity of reports with the grant contract, inaccurate or incomplete reports
2300	information and visibility issues: lack, incorrect use, wrong design or insufficient space of European flag, Programme logo, information on European financing, display panels, commemorative plaques, links and web sites, templates or disclaimers
2400	insufficient activity in the southern shore
2500	non respect of other contract rules
2600	wrong calculation of exchange rate
2700	bank account not in € or other contract provisions about accounts not respected, confused accountancy for the project
2800	actual credit notes by suppliers/providers
3100	findings relating to reality (actually unincurred expenses), such as staff or goods not available, services not provided, insufficient proof of participation to the activity, etc.
3200	ineligible period
3300	budget in force not respected (1) (specify wether in unit rate, quantity or total)
3400	unnecessary expense or connection to the project not demonstrated
3500	findings relating to records, such as reconciliation between budget accounts and ordinary accounting system incorrect or proved impossible or violation of national applicable accounting standards
3600	unjustified expense or materiality issues: missing or not corresponding supporting documents and similar (2)
3700	wrong classification of expenditure in the heading
3800	findings relating to the decision to hire (including staff), buy, rent or make, including missing explicit reasons, inconsistent reasons, inadequate requirements - please specify
3900	incorrect selection procedure (3), such as wrong procedure, errors in the procurement procedure, rule of origin not respected, rule of nationality not respected
4100	disagreement between monetary value reported and underlying documents, including wrong exchange rate applied for a single expenditure
4200	use of contingency without a previous authorisation by the JMA
4300	wrong percentage of administrative costs
4400	contributions in kind
4500	ineligibility kind of expense, such as debts, items already financed, exchange-rate losses, VAT and other taxes, purchase of buildings, fines, etc.
4600	findings related to contract management, including technical rules not respected and not eligible subcontracting
4700	interests, revenues and other income not reported or reported incorrectly
4800	other issues concerning single budget lines

# ANNUAL FINANCIAL REPORT FOR THE YEAR 2008-2009

Programme: ENPI CBC Mediterranean Sea Basin

## 1. DECLARATION OF REVENUE AND EXPENDITURE

all amounts in EUR

I, the undersigned, *Anna Maria Catta*, director of JMA, acting as authorised representative of the Joint Managing Authority for the ENPI CBC Programme *Mediterranean Sea Basin*, hereby give assurance that the management and control systems set up for the programme in the course of the previous year continue to comply with the model approved by the Commission and that they have operated in such a way as to warrant a reasonable degree of confidence in the correctness of the financial report and in the legality and regularity of the transactions to which it relates.

I hereby declare the following.

1) The revenue and expenditure of the programme with regard to EU funds for the year 2008-2009 is as follows. The balance corresponds to the aggregated amount of EU funds deposited on the programme's accounts.

<b>REVENUE - current reporting period</b>	<b>17.203.632,94</b>
Amount received from EC	17.177.310,00
Amount recovered on projects	0,00
Revenue from TA	0,00
Gross interest on prefinancing	26.322,94
Other revenues (penalties, interest on recoveries, etc.)	0,00
<b>EXPENDITURE - current reporting period</b>	<b>561.266,41</b>
Amount paid on projects	0,00
Amount paid on TA	561.266,41
<b>BALANCE on 31 December previous year</b>	<b>16.642.366,53</b>
<b>BALANCE</b>	<b>16.642.366,53</b>
Balance of the ENPI bank account on 31 December 2009	16.642.366,53
(A) Aqaba Branch Office bank account balance	561.266,41
(B) Amount of TA expenditures advanced by the Sardinia Region to be reimbursed	0,00
(C) Amount of TA expenditures advanced by the Comunitat Valenciana to be reimbursed	0,00
<b>RECONCILIATION OF THE BALANCE*</b>	<b>16.642.366,53</b>

2) The financial contributions from participating countries at the programme level for the year 2008-2009 are as follows:

0,00

3) The EU contribution to projects at the level of commitments and accepted expenditure does not exceed 90%.


EU contribution to projects (grant amount)

0,00%

EU contribution to accepted expenditure

0,00%

\* This amount comes from balance of the ENPI bank account (€ 17.111.570,27 which includes the net interest) plus the amount of the Aqaba Branch Office balance which has not been spent (A) less the amount of TA expenditures advanced by Region of Sardinia (B) and the one advanced by Comunitat Valenciana to be reimbursed (C).

signature: 

date: 04/01/2014

**PROTOM GROUP S.p.A.**  
Foro Buonaparte, n°70  
20121 MILANO  
P.IVA 06477661216





**ANNUAL FINANCIAL REPORT FOR THE YEAR 2010**  
**Programme: ENPI CBC Mediterranean Sea Basin**

**1. DECLARATION OF REVENUE AND EXPENDITURE**

all amounts in EUR

I, the undersigned, *Anna Maria Catta*, director of JMA, acting as authorised representative of the Joint Managing Authority for the ENPI CBC Programme *Mediterranean Sea Basin*, hereby give assurance that the management and control systems set up for the programme in the course of the previous year continue to comply with the model approved by the Commission and that they have operated in such a way as to warrant a reasonable degree of confidence in the correctness of the financial report and in the legality and regularity of the transactions to which it relates.

I hereby declare the following.



1) The revenue and expenditure of the programme with regard to EU funds for the year 2008-2009 is as follows. The balance corresponds to the aggregated amount of EU funds deposited on the programme's accounts.

<b>REVENUE - current reporting period</b>	<b>11.953.068,39</b>
Amount received from EC	11.836.000,13
Revenue from TA	329
Gross interest on prefinancing	118.990,23
Other revenues (penalties, interest on recoveries, etc.)	330
<b>EXPENDITURE - current reporting period</b>	<b>1.572.404,75</b>
Amount paid on projects	330
Amount paid on TA	1.572.404,75
<b>BALANCE on 31 December 2009</b>	<b>16.642.366,53</b>
<b>BALANCE</b>	<b>27.023.030,17</b>
Balance of the ENPI bank account on 31 December 2010	27.023.030,17
(A) Aqaba Branch Office bank account balance	1.138,23
(B) Amount of TA expenditures advanced by the Sardinia Region to be reimbursed	1.138,23
(C) Amount of TA expenditures advanced by the Comunitat Valenciana to be reimbursed	1.138,23
<b>RECONCILIATION OF THE BALANCE*</b>	<b>27.023.030,17</b>

\* This amount comes from balance of the ENPI bank account (€ 27.987.673,43 which not includes the net interest from 31.10.2010 to 31.12.2010) plus the amount of the Aqaba Branch Office balance which has not been spent (A) less the amount of TA expenditures advanced by Region of Sardinia (B) and the one advanced by Comunitat Valenciana (C) to be reimbursed.

2) The financial contributions from participating countries at the programme level for the year 2010 are as follows:

3) The EU contribution to projects at the level of commitments and accepted expenditure does not exceed 90%.





EU contribution to projects (grant amount)


0,00%

EU contribution to accepted expenditure

0,00%

signature:  date: 24/09/2013

**PROTOM GROUP S.p.A.**  
Foro Buonaparte, n°70  
20121 MILANO  
P.IVA 06477661216

  
Page 2

# ANNUAL FINANCIAL REPORT FOR THE YEAR 2011

Programme: ENPI CBC Mediterranean Sea Basin

## 1. DECLARATION OF REVENUE AND EXPENDITURE

all amounts in EUR

I, the undersigned, *Anna Maria Catta*, director of JMA, acting as authorised representative of the Joint Managing Authority for the ENPI CBC Programme *Mediterranean Sea Basin*, hereby give assurance that the management and control systems set up for the programme in the course of the previous year continue to comply with the model approved by the Commission and that they have operated in such a way as to warrant a reasonable degree of confidence in the correctness of the financial report and in the legality and regularity of the transactions to which it relates.

I hereby declare the following.

1) The revenue and expenditure of the programme with regard to EU funds for the year 2011 is as follows. The balance corresponds to the aggregated amount of EU funds deposited on the programme's accounts.

### REVENUE - current reporting period 27.677.491,12

Amount received from EC	27.677.491,12
Amount recovered on projects	0,00
Revenue from TA	0,00
Gross interest on prefinancing	0,00
Other revenues (penalties, interest on recoveries, etc.)	0,00

### EXPENDITURE - current reporting period 4.844.202,86

Amount paid on projects	4.844.202,86
Amount paid on TA	0,00

### BALANCE on 31 December 2010 27.023.030,17

### BALANCE 49.856.318,43

Balance of the ENPI bank account on 31 December 2011	51.273.868,48
(A) Aqaba Branch Office bank account balance	55.147,02
(B) Amount of TA expenditures advanced by the Sardinia Region to be reimbursed	-1.291.261,99
(C) Amount of TA expenditures advanced by the Comunitat Valenciana to be reimbursed	-181.435,08

### RECONCILIATION OF THE BALANCE\* 49.856.318,43

\* This amount comes from balance of the ENPI bank account (€ 51.273.868,48 which not includes both Net interest from 31.10.2011 to 31.12.2011 € 94.347,86 and the Stamp duty on bank account to 31.12.2011 € 1,81) plus the amount of the Aqaba Branch Office balance which has not been spent (A) less the amount of TA expenditures advanced by Region of Sardinia (B) and the one advanced by Comunitat Valenciana (C) to be reimbursed.

2) The financial contributions from participating countries at the programme level for the year 2011 are as follows:


3) The EU contribution to projects at the level of commitments and accepted expenditure does not exceed 90%.

EU contribution to projects (grant amount)

96.90%


EU contribution to accepted expenditure

0.00%

signature: 

date: 02/09/2018

**PROTOM GROUP S.p.a.**  
Foro Buonaparte, n°70  
20121 MILANO  
P.IVA 06477661216



**FINANCIAL PART OF THE ANNUAL PROGRESS REPORT FOR THE YEAR 2012**  
**ENPI CBC Mediterranean Sea Basin**

**1. DECLARATION OF REVENUE AND EXPENDITURE**

all amounts in EUR

Pursuant to Article 28.2(c) of the Commission Regulation (EC) No 951/2007 of 9 August 2007 laying down implementing rules for cross-border cooperation programmes financed under Regulation (EC) No 1638/2006 of the European Parliament and of the Council laying down general provisions establishing a European Neighbourhood and Partnership Instrument, I, the undersigned, Anna Maria Catte, acting as the Head of the Joint Managing Authority for the ENPI CBC Mediterranean Sea Basin Programme, hereby give assurance that the management and control systems set up for the programme in the course of the previous year continue to comply with the model approved by the Commission and that they have operated in such a way as to warrant a reasonable degree of confidence in the correctness of the financial report and in the legality and regularity of the transactions to which it relates.

In addition, I hereby declare the following.

1) The revenue and expenditure of the programme with regard to EU funds for the year 2012 is as follows. The balance corresponds to the aggregated amount of EU funds deposited on the programme's accounts, as certified by the attached bank statements.

<b>REVENUE - current reporting period</b>	<b>36.279.025,06</b>
Payments from the European Commission	12.755.741,50
Amount recovered from projects	1,00
Other revenue from projects (penalties, interest on recoveries, etc.)	4,00
Revenue from Technical Assistance (recoveries, penalties, interest on recoveries, etc.)	2.000,00
Gross Interest on prefinancing	413.237,56
<b>EXPENDITURE - current reporting period</b>	<b>14.205.561,87</b>
Amount paid on projects	12.154.823,87
Amount paid on Technical Assistance	2.050.737,99
<b>BALANCE on 31 December previous year</b>	<b>49.856.318,43</b>
<b>BALANCE</b>	<b>71.929.781,62</b>
Balance of the ENPI bank account on 31 December 2012	74.912.938,24
(A) Aqaba Branch Office bank account balance	28.620,26
(A.1) Not eligible expenditures incurred by Aqaba BO	65,89
(B) Amount of TA expenditures advanced by the Sardinia Region to be reimbursed	-2.851.121,15
(C) Amount of TA expenditures advanced by the Comunitat Valenciana to be reimbursed	-160.721,62

**RECONCILIATION OF THE BALANCE\* 71.929.781,62**

\* This amount comes from balance of the ENPI bank account on 31.12.2012 (€ 74.951.408,41), which not includes the net interest from 31.10.2012 to 31.12.2012 (= € 38.470,17) plus the amount of the Aqaba Branch Office balance which has not been spent (A), plus € 65,89 the amount of the expenditures incurred by Aqaba BO which the external auditor has cut as not eligible cost (A.1) less the amount of TA expenditures advanced by Region of Sardinia (in 2011 and 2012) (B) and less the funds advanced by Comunitat Valenciana to be reimbursed (C).

2) The financial contributions from participating countries at the programme level for the year <insert year> are as follows:




3) The EU contribution to projects at the level of commitments and accepted expenditure does not exceed 90%.

EU contribution to projects (grant amount)

87,70%

EU contribution to accepted expenditure

0,00%

signature: \_\_\_\_\_



date: \_\_\_\_\_

02/09/2018

**PROTOM GROUP S.p.A.**  
Foro Buonaparte, n°70  
20121 MILANO  
P.IVA 06477661216



**FINANCIAL PART OF THE ANNUAL PROGRESS REPORT FOR THE YEAR 2013**  
**ENPI CBC Mediterranean Sea Basin**

**1. DECLARATION OF REVENUE AND EXPENDITURE**

all amounts in EUR

Pursuant to Article 28.2(c) of the Commission Regulation (EC) No 951/2007 of 9 August 2007 laying down implementing rules for cross-border cooperation programmes financed under Regulation (EC) No 1638/2006 of the European Parliament and of the Council laying down general provisions establishing a European Neighbourhood and Partnership Instrument, I, the undersigned, Anna Maria Catte, acting as the Head of the Joint Managing Authority for the ENPI CBC Mediterranean Sea Basin Programme, hereby give assurance that the management and control systems set up for the programme in the course of the previous year continue to comply with the model approved by the Commission and that they have operated in such a way as to warrant a reasonable degree of confidence in the correctness of the financial report and in the legality and regularity of the transactions to which it relates.

In addition, I hereby declare the following.

1) The revenue and expenditure of the programme with regard to EU funds for the year 2012 is as follows. The balance corresponds to the aggregated amount of EU funds deposited on the programme's accounts, as certified by the attached bank statements.

<b>REVENUE - current reporting period</b>	<b>440.796,67</b>
Payments from the European Commission	[REDACTED]
Amount recovered from projects	[REDACTED]
Other revenue from projects (penalties, interest on recoveries, etc.)	[REDACTED]
Revenue from Technical Assistance (recoveries, penalties, interest on recoveries, etc.)	[REDACTED]
Gross Interest on prefinancing	[REDACTED]
<b>EXPENDITURE - current reporting period</b>	<b>21.403.441,07</b>
Amount paid on projects	[REDACTED]
Amount paid on Technical Assistance	[REDACTED]
<b>BALANCE on 31 December 2012</b>	<b>71.929.781,62</b>
<b>BALANCE</b>	<b>50.967.137,22</b>
Balance of the ENPI bank account on 31 December 2013	52.413.942,91
(A) Balance of Aqaba BO bank account on 31 December 2013	51.784,67
(A.1) Not eligible expenditures incurred by Aqaba BO in 2011, 2012 and 2013 to be recovered	3.365,91
(B) Amount of TA expenditures advanced by the Sardinia Region to be reimbursed	-1.387.690,78
(C) Amount of TA expenditures advanced by the Comunitat Valenciana to be reimbursed	-114.939,86
(D) Not eligible expenditures incurred by JMA in 2013 to be recovered	74,37
<b>RECONCILIATION OF THE BALANCE*</b>	<b>50.967.137,22</b>

\* The balance comes from the ENPI bank account balance at 31.12.2013 (€ 52.413.942,91), not including the interests accrued from 01.10.2013 to 31.12.2013 (= € 152.393,47 registered in the accounting system in 2014), plus bank account balance of the Aqaba Branch Office (A), plus € 3.365,91 the expenditures paid by Aqaba BO and cut by the External Auditor as not eligible cost (A.1), less the TA costs advanced by Region of Sardinia to be reimbursed (B), less the funds advanced by Comunitat Valenciana which have to be reimbursed (C) and, finally, less the expenditures incurred by the JMA on ENPI bank account and cut by the External Auditor as not eligible costs (D).

2) The financial contributions from participating countries at the programme level for the year <insert year> are as follows:

[REDACTED]





3) The EU contribution to projects at the level of commitments and accepted expenditure does not exceed 90%.

EU contribution to projects (grant amount)

88,94%

EU contribution to accepted expenditure

87,40%

signature:



date:

04/08/2018

**PROTOM GROUP S.p.a.**  
Foro Buonaparte, n°70  
20121 MILANO  
P.IVA 06477661216





**FINANCIAL PART OF THE ANNUAL PROGRESS REPORT FOR THE YEAR 2014**  
**ENPI CBC Mediterranean Sea Basin**

**1. DECLARATION OF REVENUE AND EXPENDITURE**

all amounts in EUR

Pursuant to Article 28.2(c) of the Commission Regulation (EC) No 951/2007 of 9 August 2007 laying down implementing rules for cross-border cooperation programmes financed under Regulation (EC) No 1638/2006 of the European Parliament and of the Council laying down general provisions establishing a European Neighbourhood and Partnership Instrument, I, the undersigned, Anna Maria Catta, acting as the Head of the Joint Managing Authority for the ENPI CBC Mediterranean Sea Basin Programme, hereby give assurance that the management and control systems set up for the programme in the course of the previous year continue to comply with the model approved by the Commission and that they have operated in such a way as to warrant a reasonable degree of confidence in the correctness of the financial report and in the legality and regularity of the transactions to which it relates.

In addition, I hereby declare the following.

1) The revenue and expenditure of the programme with regard to EU funds for the year 2014 is as follows. The balance corresponds to the aggregated amount of EU funds deposited on the programme's accounts, as certified by the attached bank statements.

**REVENUE - current reporting period** 9.957.672,92

Payments from the European Commission	9.957.672,92
Amount recovered from projects*	0,00
* € 22.682,93 recovered by offsetting (see 2.2)	0,00
Other revenue from projects (penalties, interest on recoveries, etc.)	0,00
Revenue from Technical Assistance (recoveries, penalties, interest on recoveries, etc.)	0,00
Gross Interest on prefinancing	0,00

**EXPENDITURE - current reporting period** 39.720.808,54

Amount paid on projects	37.887.411,28
Amount paid on Technical Assistance	1.833.397,26

**BALANCE on 31 December 2013** 50.967.137,22

**BALANCE** 21.204.001,60

Balance of the ENPI bank account on 31 December 2014	22.579.112,11
(A) Balance of Aqaba BO bank account on 31 December 2014	8.686,51
(A.1) Not eligible expenditures incurred by Aqaba BO in 2011, 2012, 2013 and 2014 to be recovered	3.794,67
(B) Amount of TA expenditures advanced by the Sardinia Region to be reimbursed	-1.323.615,61
(C) Amount of TA expenditures advanced by the Comunitat Valenciana to be reimbursed	-6.185,22
(D) Not eligible expenditures incurred by JMA in 2013 to be recovered	74,97

**RECONCILIATION OF THE BALANCE\*** 21.204.001,60

\* The balance comes from the ENPI bank account balance on 31.12.2014 (€ 22.579.112,11), without including the interests accrued from 01.10.2014 to 31.12.2014 (€ 51.661,72 registered in the accounting system in 2015), plus bank account balance of the Aqaba Branch Office including the petty cash of € 359,28 (A), plus € 3.794,67 the expenditures paid by Aqaba BO and cut by the External Auditor as not eligible costs (A.1), less the TA costs advanced by Region of Sardinia to be reimbursed (B), less the funds advanced by the Comunitat Valenciana which have to be reimbursed (C) and, finally, less the expenditures incurred by the JMA on ENPI bank account and cut by the External Auditor as not eligible costs (D).  
 To be noticed that the ENPI bank account balance on 31.12.2014 includes the amount of € 1.862,53 which the Bank has debited by mistake as bank charges deleted at the beginning of 2015.

2) The financial contributions from participating countries at the programme level for the year 2014 are as follows:


	0,00
--	------

3) The EU contribution to projects at the level of commitments and accepted expenditure does not exceed 90%.

EU contribution to projects (grant amount)	18.876.001,60
EU contribution to accepted expenditure	18.876.001,60




signature: \_\_\_\_\_



date: \_\_\_\_\_

04/04/2014

**PROTOM GROUP S.p.A.**  
Foro Buonaparte, n°70  
20121 MILANO  
P.IVA 06477661216



**FINANCIAL PART OF THE ANNUAL PROGRESS REPORT FOR THE YEAR 2015**

**ENPI CBC Mediterranean Sea Basin**

**1. DECLARATION OF REVENUE AND EXPENDITURE**

all amounts in EUR

Pursuant to Article 28.2(c) of the Commission Regulation (EC) No 951/2007 of 9 August 2007 laying down implementing rules for cross-border cooperation programmes financed under Regulation (EC) No 1638/2006 of the European Parliament and of the Council laying down general provisions establishing a European Neighbourhood and Partnership Instrument, I, the undersigned, Anna Maria Catta, acting as the Head of the Joint Managing Authority for the ENPI CBC Mediterranean Sea Basin Programme, hereby give assurance that the management and control systems set up for the programme in the course of the previous year continue to comply with the model approved by the Commission and that they have operated in such a way as to warrant a reasonable degree of confidence in the correctness of the financial report and in the legality and regularity of the transactions to which it relates.

In addition, I hereby declare the following.

1) The revenue and expenditure of the programme with regard to EU funds for the year 2015 is as follows. The balance corresponds to the aggregated amount of EU funds deposited on the programme's accounts, as certified by the attached bank statements.

**REVENUE - current reporting period** 21.477.682,36

Payments from the European Commission	[REDACTED]	[REDACTED]
Amount recovered from projects	[REDACTED]	[REDACTED]
Other revenue from projects (penalties, interest on recoveries, etc.)	[REDACTED]	[REDACTED]
Revenue from Technical Assistance (recoveries, penalties, interest on recoveries, etc.)	[REDACTED]	[REDACTED]
Gross Interest on prefinancing	[REDACTED]	[REDACTED]

**EXPENDITURE - current reporting period** 39.474.636,75

Amount paid on projects	[REDACTED]	[REDACTED]
Amount paid on Technical Assistance	[REDACTED]	[REDACTED]

**BALANCE on 31 December 2014** 21.204.001,60

**BALANCE** 3.207.047,20

Balance of the ENPI bank account on 31 December 2015	[REDACTED]	6.188.563,02
(A) Balance of Aqaba BO bank account on 31 December 2015	[REDACTED]	2.419,62
(A.1) Not eligible expenditures incurred by Aqaba BO in 2011, 2012, 2013, 2014 and 2015 to be recovered	[REDACTED]	689,42
(A.2) Reimbursement of the not eligible expenditures incurred by Aqaba BO in 2011, 2012, 2013, 2014 and 2015 recovered from suppliers (Included in sheet 3.7 Revenue)	[REDACTED]	3.109,25
(B) Amount of TA expenditures advanced by the Sardinia Region to be reimbursed	[REDACTED]	-27.891.437,3
(C) Amount of TA expenditures advanced by the Comunitat Valenciana to be reimbursed	[REDACTED]	-198.665,14
(D) Not eligible expenditures incurred by JMA in 2013 to be recovered	[REDACTED]	74,97

**RECONCILIATION OF THE BALANCE\*** 3.207.047,21

\* The reconciliation of the balance comes from: the ENPI bank account balance to 31.12.2015 (€ 6.188.563,02), not including the interest accrued from 01.10.2015 to 31.12.2015 (€ 9.039,14) which was registered in the accounting system in 2016, plus bank account balance of the Aqaba Branch Office for € 2.419,62 - including the petty cash of € 241,52 (A), plus € 689,42 which corresponds to the expenditures reported in previous periods by Aqaba BO and cut by the External Auditor as not eligible costs (A.1), plus € 3,109,25 which is the amount reimbursed for not eligible expenditure incurred by Aqaba BO (A.2), less the TA costs advanced by Region of Sardinia to be reimbursed (B), less the funds advanced by the Comunitat Valenciana to be reimbursed (C) and, finally, less the expenditures incurred by the JMA on ENPI bank account and cut by the External Auditor as not eligible costs (D).

2) The financial contributions from participating countries at the programme level for the year 2015 are as follows:

[REDACTED]	[REDACTED]
------------	------------

3) The EU contribution to projects at the level of commitments and accepted expenditure does not exceed 90%.

EU contribution to projects (grant amount)	[REDACTED]
EU contribution to accepted expenditure	[REDACTED]




signature:




date:

21/01/2018

**PROTOM GROUP S.p.A.**  
Foro Buonaparte, n°70  
20121 MILANO  
P.IVA 06477661216



ar 

# FINANCIAL PART OF THE ANNUAL PROGRESS REPORT FOR THE YEAR 2016

## ENPI CBC Mediterranean Sea Basin

### 1. DECLARATION OF REVENUE AND EXPENDITURE

all amounts in EUR

Pursuant to Article 28.2(c) of the Commission Regulation (EC) No 951/2007 of 9 August 2007 laying down implementing rules for cross-border cooperation programmes financed under Regulation (EC) No 1638/2006 of the European Parliament and of the Council laying down general provisions establishing a European Neighbourhood and Partnership Instrument, I, the undersigned, Anna Maria Catte, acting as the Head of the Joint Managing Authority for the ENPI CBC Mediterranean Sea Basin Programme, hereby give assurance that the management and control systems set up for the programme in the course of the previous year continue to comply with the model approved by the Commission and that they have operated in such a way as to warrant a reasonable degree of confidence in the correctness of the financial report and in the legality and regularity of the transactions to which it relates.

In addition, I hereby declare the following.

1) The revenue and expenditure of the programme with regard to EU funds for the year 2016 is as follows. The balance corresponds to the aggregated amount of EU funds deposited on the programme's accounts, as certified by the attached bank statements.

**REVENUE - current reporting period** **19.338.145,72**

Payments from the European Commission	19.338.145,72
Amount recovered from projects	0,00
Other revenue from projects (penalties, interest on recoveries, etc.)	0,00
Revenue from Technical Assistance (recoveries, penalties, interest on recoveries, etc.)	0,00
Gross Interest on prefinancing	0,00

**EXPENDITURE - current reporting period** **24.166.408,51**

Amount paid on projects	24.166.408,51
Amount paid on Technical Assistance	0,00

**BALANCE on 31 December 2015** **3.207.047,20**

**BALANCE**

Balance of the ENPI bank account on 31 December 2016	2784253,63
(A) Balance of Aqaba BO bank account on 31 December 2016	8.127,14
(A.1) Not eligible expenditures incurred by Aqaba BO in 2011, 2012, 2013, 2014 and 2015 to be recovered	136,65
(A.2) Reimbursement of the not eligible expenditures incurred by Aqaba BO in 2011, 2012, 2013, 2014 and 2015 recovered from suppliers (included in sheet 3.7 Revenue)	3.109,25
(B) Amount of TA expenditures advanced by the Sardinia Region for 2014 (JMA travel costs for permanent staff excluded) for 2015 and for 2016 to be reimbursed	-4.168.915,53
(C) Amount of TA expenditures advanced by the Comunitat Valenciana for 2015 and 2016 to be reimbursed	248.001,04
(D) Not eligible expenditures incurred by JMA in 2013 to be recovered	74,37

**RECONCILIATION OF THE BALANCE (\*)**




(\*) The reconciliation of the balance comes from the following figures: the ENPI bank account balance to 31.12.2016 (€ 2.784.253,63), which does not include the interest accrued from 01.10.2016 to 31.12.2016 (€ 5.634,24) registered into the accounting system in 2017, plus balance of the Aqaba BO bank account for € 8.127,18 including the petty cash of € 5,52 with a rounding down for € 0,04 (A), plus € 689,42 which corresponds to the expenditures reported in previous periods by Aqaba BO and cut by the External Auditor as not eligible costs (A.1), plus € 3,109,25 which is the amount reimbursed for not eligible expenditure incurred by Aqaba BO (A.2), less the TA costs advanced by Region of Sardinia to be reimbursed (B), less the funds advanced by the Comunitat Valenciana to be reimbursed (C) and, finally, plus the expenditures incurred by the JMA on ENPI bank account and cut by the External Auditor as not eligible costs (D).

2) The financial contributions from participating countries at the programme level for the year 2016 are as follows:

[REDACTED]

3) The EU contribution to projects at the level of commitments and accepted expenditure does not exceed 90%.

EU contribution to projects (grant amount)

[REDACTED]

EU contribution to accepted expenditure



[REDACTED]

signature: 

date: 04/01/2018

**PROTOM GROUP S.p.**  
Foro Buonaparte, n°70  
20121 MILANO  
P.IVA 06477661216



   
Page 2

# FINANCIAL PART OF THE ANNUAL PROGRESS REPORT FOR THE YEARS 2017-2018

## ENPI CBC Mediterranean Sea Basin

### 1. DECLARATION OF REVENUE AND EXPENDITURE

all amounts in EUR

Pursuant to Article 28.2(c) of the *Commission Regulation (EC) No 951/2007 of 9 August 2007 laying down implementing rules for cross-border cooperation programmes financed under Regulation (EC) No 1638/2006 of the European Parliament and of the Council laying down general provisions establishing a European Neighbourhood and Partnership Instrument*, I, the undersigned, Anna Maria Catte, acting as the Head of the Joint Managing Authority for the ENPI CBC Mediterranean Sea Basin Programme, hereby give assurance that the management and control systems set up for the programme in the course of the previous year continue to comply with the model approved by the Commission and that they have operated in such a way as to warrant a reasonable degree of confidence in the correctness of the financial report and in the legality and regularity of the transactions to which it relates.

In addition, I hereby declare the following.

1) The revenue and expenditure of the programme with regard to EU funds for the years **2017-2018** is as follows. The balance corresponds to the aggregated amount of EU funds deposited on the programme's accounts, as certified by the attached bank statements.

**REVENUE - current reporting period** **32.990.226,45**

Payments from the European Commission	32.990.226,45
Amount recovered from projects	0,00
Other revenue from projects (penalties, interest on recoveries, etc.)	0,00
Revenue from Technical Assistance (recoveries, penalties, interest on recoveries, etc.)	0,00
Gross Interest on prefinancing	0,00


**EXPENDITURE - current reporting period** **28.926.116,61**

Amount paid on projects	28.926.116,61
Amount paid on Technical Assistance	0,00

**BALANCE on 31 December 2016** **-1.621.215,58**


**BALANCE** **2.442.894,26**

Balance of the ENPI bank account on 15 June 2018	10.020.216,29
(A) Balance of Aqaba BO bank account on 31 May 2018	37,20
(A.1) Not eligible expenditures incurred by Aqaba BO in 2011, 2012, 2013, 2014 and 2015 to be recovered	136,65
(A.2) Eligible expenditures reported by Aqaba BO in 2017-2018 to be reimbursed to AZEZA	-110.709,53
(B) Amount of TA expenditures advanced by the Sardinia Region for 2014 and for 2015 (JMA travel costs for permanent staff excluded) for 2016 and 2017-2018 to be reimbursed	-61377,624,78
(C) Amount of TA expenditures advanced by the Comunitat Valenciana for 2015, 2016 and 2017-2018 to be reimbursed	-393746,60
(D) Not eligible expenditures incurred by JMA in 2013 to be recovered	72,37
(D.1) TA Eligible expenditures incurred by JMA to be issued and paid after the cut off date	195284,72



(E) Difference due to an overestimation of ineligible costs at programme level (likely for the indirect costs calculated on adjustments of direct costs reported in previous years, etc.)

142,42



**RECONCILIATION OF THE BALANCE (\*)**

**2.442.894,26**

(\*) The reconciliation of the balance comes from the following figures: the ENPI bank account balance to 15.06.2018 (€ 10.020.216,29) plus balance of the Aqaba BO bank account for € 37,20 including the petty cash of € 1,38 with a rounding down for € 0,04 (A), plus € 136,65 which corresponds to the expenditures reported in previous periods by Aqaba BO and declared by the External Auditor as not eligible costs (A.1) less the TA Eligible expenditures reported by Aqaba BO in 2017-2018 advanced by AZEZA to be reimbursed less the TA costs advanced by Region of Sardinia to be reimbursed (B), less the funds advanced by the Comunitat Valenciana to be reimbursed (C) plus the expenditures incurred by the JMA on ENPI bank account and cut by the External Auditor as not eligible and not recovered costs (D) less TA Eligible expenditures incurred by JMA to be issued and paid after the cut off date (D.1) and, finally less a difference due to an overestimation of ineligible costs at programme level for € 142,42 (E)

2) The financial contributions from participating countries at the programme level for the year 2017-2018 are as follows:



3) The EU contribution to projects at the level of commitments and accepted expenditure does not exceed 90%.

EU contribution to projects (grant amount)



EU contribution to accepted expenditure



signature:  date: 2/09/2014

**PROTOM GROUP S.p.A.**  
Foro Buonaparte, n°70  
20121 MILANO  
P.IVA 06477661216



# FINANCIAL PART OF THE ANNUAL PROGRESS REPORT FOR THE YEARS 2008-2018

## ENPI CBC Mediterranean Sea Basin

### 1. DECLARATION OF REVENUE AND EXPENDITURE

all amounts in EUR

Pursuant to Article 28.2(c) of the Commission Regulation (EC) No 951/2007 of 9 August 2007 laying down implementing rules for cross-border cooperation programmes financed under Regulation (EC) No 1638/2006 of the European Parliament and of the Council laying down general provisions establishing a European Neighbourhood and Partnership Instrument, I, the undersigned, Anna Maria Catte, acting as the Head of the Joint Managing Authority for the ENPI CBC Mediterranean Sea Basin Programme, hereby give assurance that the management and control systems set up for the programme in the course of the previous year continue to comply with the model approved by the Commission and that they have operated in such a way as to warrant a reasonable degree of confidence in the correctness of the financial report and in the legality and regularity of the transactions to which it relates.

In addition, I hereby declare the following.

1) The revenue and expenditure of the programme with regard to EU funds for the years 2017-2018 is as follows. The balance corresponds to the aggregated amount of EU funds deposited on the programme's accounts, as certified by the attached bank statements.

**REVENUE - current reporting period** **177.317.741,63**

Payments from the European Commission	174.177.300,37
Amount recovered from projects	694.355,60
Other revenue from projects (penalties, interest on recoveries, etc.)	325,93
Revenue from Technical Assistance (recoveries, penalties, interest on recoveries, etc.) Notice that it includes € 247.979,56 reimbursed by the Fiscal Agency for the "withholding tax" expenditures incurred and reported from 2009 to 2013	269.065,00
Gross interest on prefinancing (includes € 247.979,56 reported in "Other costs" from AFR 2009 to 2013 as "withholding tax" expenditures)	2.176.694,73


**EXPENDITURE - current reporting period** **174.874.847,37**

Amount paid on projects	154.891.493,21
Amount paid on Technical Assistance	19.983.354,17

**BALANCE on Starting programming period** **0,00**

**BALANCE** **2.442.894,26**

Balance of the ENPI bank account on 15 June 2018	10.020.216,29
(A) Balance of Aqaba BO bank account on 31 May 2018	37,20
(A.1) Not eligible expenditures incurred by Aqaba BO in 2011, 2012, 2013, 2014 and 2015 to be recovered	133,65
(A.2) Eligible expenditures reported by Aqaba BO in 2017-2018 to be reimbursed to AZEZA	-110.709,53
(B) Amount of TA expenditures advanced by the Sardinia Region for 2014 and for 2015 (JMA travel costs for permanent staff excluded) for 2016 and 2017-2018 to be reimbursed	-6.877.684,78
(C) Amount of TA expenditures advanced by the Comunitat Valenciana for 2015, 2016 and 2017-2018 to be reimbursed	-393.746,80
(D) Not eligible expenditures incurred by JMA in 2013 to be recovered	72,37
(D.1) TA Eligible expenditures incurred by JMA to be issued and paid after the cut off date	-2.959.84,72



1. DECLARATION (TOTALE)



(E) Difference due to an overestimation of ineligible costs at programme level (likely for the indirect costs calculated on adjustments of direct costs reported in previous years, etc.)

-142,42

**RECONCILIATION OF THE BALANCE**

**2.442.894,26**

2) The financial contributions from participating countries at the programme level for the year 2017-2018 are as follows:

[Redacted]

3) The EU contribution to projects at the level of commitments and accepted expenditure does not exceed 90%.

EU contribution to projects (grant amount)

[Redacted]

EU contribution to accepted expenditure

[Redacted]

signature: 

date: 04/06/2018

**PROTOM GROUP**  
Foro Buonaparte, n°  
20121 MILANO  
P.IVA 06477661217



